

Section D-1: Rev-A-Shelf

Rev-A-Shelf

Section D-1: Rev-A-Shelf

Maverick Hardware

Bamboo Products

Section D-1: Rev-A-Shelf



REV-A-SHELF[®]
BAMBOO

WHY BAMBOO?

- Rapidly renewable resource
- Strong as oak
- Beautiful grain and detail
- Solid construction

Rev-A-Shelf Bamboo Products

Full Circle Lazy Susans

<u>Part #</u>	<u>Description</u>	<u>Dimensions</u>
RVBLS001-10-B52	Bamboo 10" Full Circle w/ Bearing	10" Diameter
RVBLS001-20-B52	20" Full Circle w/ Bearing	20" Diameter
RVBLS072-20-52	20" Full Circle 2 Tray Set	20" Diameter
RVBLS001-32-B52	32" Full Circle w/ Bearing	32" Diameter
RVBLS072-32-52	32" Full Circle 2 Tray Set	32" Diameter



Bamboo Kidney Lazy Susans

<u>Part #</u>	<u>Description</u>	<u>Dimensions</u>
RVBLS401-28-BS52	28" Kidney Susan w/ circular bearing with stop	28" Diameter
RVBLS472-28-52	28" Kidney Susan 2 Tray Set	28" Diameter
RVBLS401-32-BS52	32" Kidney Susan w/ circular bearing with stop	32" Diameter
RVBLS472-32-52	32" Kidney Susan 2 Tray Set	32" Diameter

Rev-A-Motion Bottom Mount Bamboo Pullout Waste Containers

<u>Part #</u>	<u>Description</u>	<u>Dimensions</u>	<u>Minimum Opening</u>
RVBWCBM-2430DM-2	Double 30 Qt. w/ Rev-A-Motion	20 1/2"W x 21 3/4"D x 19 1/4"H	20 3/8"
RVBWCBM-15DM-1	Single 35 Qt. w/ Rev-A-Motion	11 1/4"W x 21 3/4"D x 19 1/4"H	11 3/8"
RVBWCBM-18DM-2	Double 35 Qt. w/ Rev-A-Motion	14 1/4"W x 21 3/4"D x 19 1/4"H	14 3/8"
RVBWCBM-1550DM-1	Single 50 Qt. w/ Rev-A-Motion	11 1/4"W x 21 3/4"D x 23 3/16"H	11 3/8"
RVBWCBM-2150DM-2	Double 50 Qt. w/ Rev-A-Motion	17 1/4"W x 21 3/4"D x 23 3/16"H	17 3/8"



Bamboo Sink Base Door Storage

<u>Part #</u>	<u>Description</u>	<u>Dimensions</u>	<u>Minimum Opening</u>
RVBSBSU-18	Sink Base Storage Shelving System	13 1/2"W x 5"D x 18 1/2"H	14 3/8"

Bamboo Products

Rev-A-Shelf Bamboo Products

Door Mount Cutting Board

<u>Part #</u>	<u>Description</u>	<u>Dimensions</u>	<u>Minimum Opening</u>
RVBDMCB-15	Base 15" Door Mount Cutting Board	10 1/2"W x 2 7/8"D x 16 7/8"H	10 7/8"

Bamboo Base Filler Organizer

<u>Part #</u>	<u>Description</u>	<u>Dimensions</u>
RVB432-BF-6C	6" Filler Organizer	6"W x 23"D x 30"H

Bamboo Wall Filler

<u>Part #</u>	<u>Description</u>	<u>Dimensions</u>
RVB432-WF-6C	6" Wall Filler Organizer	6"W x 11 1/8"D x 30"H

Base Organizer

<u>Part #</u>	<u>Description</u>	<u>Dimensions</u>
RVB448-BC-5C	Base Organizer	5" x 22 1/2" x 25 1/2"
RVB448-BC-8C	Base Organizer	8" x 22 1/2" x 25 1/2"

Bamboo Wall Organizer

<u>Part #</u>	<u>Description</u>	<u>Dimensions</u>
RVB448-WC-5C	5" Wall Organizer	5"W x 10 3/4"D x 26 1/4"H
RVB448-WC-8C	8" Wall Organizer	5"W x 10 3/4"D x 26 1/4"H

Bamboo Cutlery Drawer Insert

<u>Part #</u>	<u>Description</u>	<u>Dimensions</u>
RVBCT-1SH-1	Trimmable Cutlery Tray	14 5/8"W x 22"D x 2 3/8"H
RVBCT-3SH-1	Trimmable Cutlery Tray	20 5/8"W x 22"D x 2 3/8"H
RVBD-22SH-1	Matching Divider	1/2"W x 22"D x 2 3/8"H

Bamboo Utility Drawer Insert

<u>Part #</u>	<u>Description</u>	<u>Dimensions</u>
RVBUT-1SH-1	Trimmable Utility Tray	18 1/2"W x 22"D x 2 3/8"H
RVBUT-3SH-1	Trimmable Utility Tray	24"W x 22"D x 2 3/8"H
RVBD-22SH-1	Matching Divider	1/2"W x 22"D x 2 3/8"H

Bamboo Knife Block Drawer Insert

<u>Part #</u>	<u>Description</u>	<u>Dimensions</u>
RVBKB-1	Trimmable Knife Block	18 1/2"W x 22"D x 2 3/8"H

Door Mount Spice Rack

<u>Part #</u>	<u>Description</u>	<u>Dimensions</u>
RVBSR-15	Wall 15 Door Mount Spice Rack	9 5/8"W x 3 1/8"D x 21 1/2"H
RVBSR-18	Wall 18 Door Mount Spice Rack	12 5/8"W x 3 1/8"D x 21 1/2"H
RVBSR-21	Wall 21 Door Mount Spice Rack	15 5/8"W x 3 1/8"D x 21 1/2"H

Vanity Pullout Organizer

<u>Part #</u>	<u>Description</u>	<u>Dimensions</u>
RVB448-VC25-8	8" Base Height Vanity Organizer	8"W x 19"D x 25 1/2"H

Vanity Pullout Filler

<u>Part #</u>	<u>Description</u>	<u>Dimensions</u>
RVB432-VF30-6	6" Vanity Base Height Filler Organizer	6"W x 19"D x 30"H

Vanity Grooming Organizer

<u>Part #</u>	<u>Description</u>	<u>Dimensions</u>
RVB445-VCG25-8	8" Base Height Vanity Grooming Organizer	8"W x 19"D x 25 1/2"H



Maverick Hardware

Lazy Susans - Full Circle Shelf

Section D-1: Rev-A-Shelf

Full Circle Shelf

3000 Series



Save money and maintain quality with the revolutionary Value Line Full Circle Shelf System. The 3000 Series is made of double wall polymer and sturdy rib construction for maximum strength. This economical organizer features molded in polymer hubs and steel shafts with the Twist-N-Lock telescoping post. The Full Circle Shelves are available in 18", 20", 24", 28" diameters with independently rotating hardware. Shelves are available in white or almond color.

New for the Value Line Lazy Susans is the BM1 Series bottom mount hardware. Use the 5" height model for single trays and 18" height model for two trays. This hardware features a welded base and eliminates screw joint between our older Rev-A-Tray hardware, thus improving stability. The BM1-VL-18 features a dimple for easy positioning of the upper shelf. Also included is a shipping clip system to hold trays in place during transit. A new bearing is included to remove detent (for full circle shelves), and provide additional clearance for face frame applications.

Contains

- **3072** (2) shelves, telescoping shaft to accommodate 26" - 31" inner cabinet height, mounting hardware - complete with screws.
- **3073** (3) shelves, telescoping shaft to accommodate 31"-38" inner cabinet height, mounting hardware - complete with screws.

Note: 1" diameter shaft system. Tested to exceed BHMA Class 1 Specification

Full Circle Shelves Only and Botom Mount Hardware

<u>Part #</u>	<u>Description</u>	<u>Diameter</u>	<u>Finish</u>
RV3071-18WH	Single Shelf Only	18"	Polymer
RV3071-20WH	Single Shelf Only	20"	Polymer
RV3071-24WH	Single Shelf Only	24"	Polymer
RV3071-28WH	Single Shelf Only	28"	Polymer
RVBM1-VL-04-52	Bottom Mount Hardware (1 Shelf Set)	---	Zinc
RVBM1-VL-18-52	Bottom Mount Hardware (2 Shelf Set)	---	Zinc

Full Circle Shelf Sets, Independently Rotating

<u>Part #</u>	<u>Description</u>	<u>Diameter</u>
RV3072-18WH	2 shelf set	18"
RV3072-24WH	2 shelf set	24"
RV3072-28WH	2 shelf set	28"
RV3073-18WH	3 shelf set with 31" post	18"
RV3073-20WH	3 shelf set with 31" post	20"

Full Circle Shelves Only - Bulk Pack

<u>Part #</u>	<u>Description</u>	<u>Diameter</u>
RV3001-18WH	Shelves only/ hardware sold separately	18"
RV3001-20WH	Shelves only/ hardware sold separately	20"
RV3001-24WH	Shelves only/ hardware sold separately	24"
RV3001-28WH	Shelves only/ hardware sold separately	28"

Hardware - Bulk Pack

<u>Part #</u>	<u>Description</u>	<u>Dimensions</u>
RV3072-04-18-6	18" full circle hardware set w/ ring cap	26" - 31"
RV3072-04-6	Hardware set 24", 28" full circle	26" - 31"
RV3073-04-18-436	18" full circle hardware set with ring cap	38" - 46"



Lazy Susans - Full Circle Shelf

Full Circle Shelf

6012/ 6013 Series



With dependently rotating shelves, the polymer full circle sets feature a 3/4" zinc diameter shaft system for absolute durability. The 6012 Series is a two shelf set, available in 18", 20", 24", and 28" diameters, with a telescoping shaft accommodating heights from 24"- 31". The 6013 Series is a three shelf set available in 18" and 20" diameters with a telescoping shaft accommodating heights from 38"- 46". Both sets are available in either white or almond color.

Contains

- **6012** - includes telescoping shaft 12" (305 mm) upper & 21" (534 mm) lower assembly for 24"-31" (610-788 mm) Inner Cabinet Height base cabinets, (2) shelves, top & bottom pivots & fasteners.
- **6013**- includes telescoping shaft 12" (305 mm) upper & 36" (915 mm) lower assembly for 38"-46" (965-1169 mm) Inner Cabinet Height wall cabinets, (3) shelves, top & bottom pivots & fasteners. Shaft length can be cut to accommodate Inner Cabinet Heights of less than 38" (965 mm).

Note: 6001 Shelves and hardware sold separately in bulk. 3/4" (19mm) diameter shaft system.

Full Circle Shelf Sets, Dependently Rotating:

<u>Part #</u>	<u>Description</u>	<u>Dimensions</u>
RV6012-18WH	2 shelf set	18"
RV6012-18AL	2 shelf set	18"
RV6012-20WH	2 shelf set	20"
RV6012-20AL	2 shelf set	20"
RV6012-24WH	2 shelf set	24"
RV6012-24AL	2 shelf set	24"
RV6012-28WH	2 shelf set	28"
RV6012-28AL	2 shelf set	28"

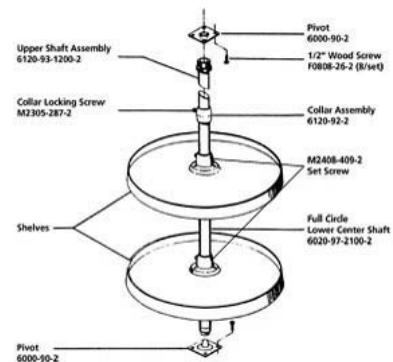


Full Circle Shelves Only:

<u>Part #</u>	<u>Description</u>	<u>Dimensions</u>
RV6013-18WH	3 shelf set w/longer post	18"
RV6013-18AL	3 shelf set w/longer post	18"
RV6013-20WH	3 shelf set w/longer post	20"

Full Circle Shelves Only:

<u>Part #</u>	<u>Description</u>	<u>Dimensions</u>
RV6001-18WHB	Shelves only/ hardware sold separately	18"
RV6001-20WHB	Shelves only/ hardware sold separately	20"
RV6001-24WHB	Shelves only/ hardware sold separately	24"
RV6001-28WH	Shelves only/hardware sold separately	28"



Maverick Hardware

Lazy Susans

Section D-1: Rev-A-Shelf

Full Circle Shelf

6621/ 6072 Series



The 6621 is the best single polymer shelf unit in the business featuring a 5" post and pivot chrome plated hardware set for a smooth and finished look. The 6072 Series is a two shelf independently rotating set, featuring our 1" chrome plated shaft system with a height adjustment of 26"-32". Shelves are available in 16", 18", 20", 28" and 32" diameters in white or almond.

Contains

- **6621** (1) shelf, positioning assembly, (1) 5" (127mm) shaft and mounting screws.
- **6072** (2) shelves, (1) collar assembly, telescoping shaft 9 1/4" (235mm) upper & 22 1/2" (572mm) lower shaft assembly to accommodate 26"-32" (660-813mm) Inner Cabinet Height and mounting hardware.
- **6073** (3) shelves, (2) collar assemblies, telescoping shaft 9 1/4" (235mm) upper & 36" (914mm) lower shaft assembly to accommodate 38"-46" (965-1168mm) Inner Cabinet Height and mounting hardware

Note: Additional shelves and/or longer posts can be special ordered.

Full Circle Lazy Susans and Sets, Independent Rotating:

<u>Part #</u>	<u>Description</u>	<u>Dimensions</u>
RV6621-16WH	Single shelf set	16"
RV6621-18WH	Single shelf set	18"
RV6621-20WH	Single shelf set	20"
RV6621-24WH	Single shelf set	24"
RV6621-28WH	Single shelf set	28"
RV6621-32WH	Single shelf set	32"



Full Circle Lazy Susans and Sets, Independent Rotating:

<u>Part #</u>	<u>Description</u>	<u>Dimensions</u>
RV6072-16WH	2 Shelf set	16"
RV6072-18WH	2 Shelf set	18"
RV6072-20WH	2 Shelf set	20"
RV6072-24WH	2 Shelf set	24"
RV6072-28WH	2 Shelf set	28"
RV6072-32WH	2 Shelf set	32"
RV6072-32AL	2 Shelf set	32"

Full Circle Lazy Susans and Sets, Independent Rotating:

<u>Part #</u>	<u>Description</u>	<u>Dimensions</u>
RV6073-18WH	3 Shelf set w/longer post	18"
RV6073-20WH	3 Shelf set w/longer post	20"

Lazy Susans

D-Shape Shelf

6200 Series



For maximum space utilization in diagonal wall and base cabinets, Rev-A-Shelf offers D-Shape Lazy Susans with independently rotating hardware. The Polymer D-Shape shelves are available in 20" or 22" diameters and feature chrome-plated telescoping shaft assemblies with one screw adjustment for variations of inside cabinet height. Shelves are available in white or almond color.

Contains

- **6221** (1) shelf, positioning assembly, 5" (127mm) shaft and mounting screws.
- **6272** (2) shelves, positioning assembly, telescoping shaft 9 1/4" (235mm) upper & 22 1/2" (572mm) lower shaft to accommodate 26"-32" (661-813mm) Inner Cabinet Height and mounting hardware.
- **6273** (3) shelves, positioning assembly, telescoping shaft 12" (305mm) upper & 36" (915mm) lower assembly for 38"-46" (965-1169 mm) Inner Cabinet Height

Note: 1" (26mm) diameter shaft system. Tested to exceed BHMA Class 1 Specifications.



D-Shape Shelves and Sets, Independent Rotating:

<u>Part #</u>	<u>Description</u>	<u>Dimensions</u>
RV6221-20WH	Single shelf set	20"
RV6221-22WH	Single shelf set	18"

D-Shape Shelves and Sets, Independent Rotating:

<u>Part #</u>	<u>Description</u>	<u>Dimensions</u>
RV6272-20-11-52	2 Shelf set	20"
RV6272-22-11-52	2 Shelf set	22"

D-Shape Shelves and Sets, Independent Rotating:

<u>Part #</u>	<u>Description</u>	<u>Dimensions</u>
RV6273-20-11-536	3 Shelf set w/longer post	20"
RV6273-22-11-536	3 Shelf set w/longer post	22"

D-Shape Shelf

7000 Series



For independently rotating D-Shape Lazy Susans, Rev-A-Shelf has a two and three shelf polymer set available in a 20" diameter. The 7000 Series can be purchased individually, with or without hardware, or in sets and can always be customized for any cabinet application. Shelves are available in white or almond color.

Contains

7012-includes telescoping shaft 12" (305mm) upper & 21" (534mm) lower assembly for 24"-31" (610-788mm) Inner Cabinet Height base cabinets, (2) shelves, top and bottom pivots, and fasteners.

7013-includes telescoping shaft 12" (305mm) upper & 36" (915mm) lower assembly for 38"-46" (965-1169mm) Inner Cabinet Height wall cabinets, (3) shelves, top & bottom pivots & fasteners.

Note: 7001 Shelves and hardware sold separately in bulk. 3/4" (19mm) diameter shaft system.

D-Shape Sets, Dependent Rotating:

<u>Part #</u>	<u>Description</u>	<u>Dimensions</u>
RV7012-20WH	2 Shelf set	20"
RV7013-20WH	3 Shelf set w/longer post	20"

Hardware:

<u>Part #</u>	<u>Description</u>	<u>Dimensions</u>
RV6022-04-4	Post and Pivot Hardware	24"
RV6022-04-426	Post and Pivot Hardware	38"



Maverick Hardware

Lazy Susans

Section D-1: Rev-A-Shelf

Kidney Shape Shelf

3400 Series



Save money and maintain quality with our revolutionary Value Line Kidney Shelf System. The 3400 Series is a two shelf set made of double wall polymer and sturdy rib construction for maximum strength. This economical organizer features molded in polymer hubs and steel shafts with the Twist-N-Lock telescoping post. The Kidney Shelves are available in 24", 28" or 32" diameters with independently rotating hardware. Shelves are available in white or almond color.

Contains

3472-(2) shelves, telescoping shaft 9 1/4" (235mm) upper & 22 1/2" (572mm) lower to accommodate 26"-31" (660-788mm) Inner Cabinet Height, mounting hardware- complete with screws.

Note: 1" (26mm) diameter shaft system

Kidney Shaped Shelf Sets, Independently Rotating:

<u>Part #</u>	<u>Description</u>	<u>Dimensions</u>
RV3472-24WH	2 Shelf set	24"
RV3472-28WH	2 Shelf set	28"
RV3472-32WH	2 Shelf set	32"

Kidney Shaped Shelves Only:

<u>Part #</u>	<u>Description</u>	<u>Dimensions</u>
RV3401-24WH	Shelves only/Hardware sold separately	24"
RV3401-28WH	Shelves only/Hardware sold separately	28"
RV3401-32WH	Shelves only/Hardware sold separately	32"

Hardware:

<u>Part #</u>	<u>Description</u>	<u>Dimensions</u>
RV3472-04-6	Post and Pivot Hardware	26"



Pie-Cut Shelf

6142 Series



Recognized throughout the industry as the leader in strength, functionality and adjustability for a corner base system, the Pie-Cut Lazy Susan is a polymer two-shelf set available in 18" or 22" diameters. The 6142 Series features a 3/4" diameter shaft system with telescoping shaft assembly that accommodates 26"-32" for variations in cabinet height. This Pie-Cut Lazy Susan also features hardened screws for non-slip protection and lubrication on polymer components. Shelves are available in white or almond color.

Notes: Shelves and hardware sold separately in bulk. Hardware includes (6) complete sets. Telescoping shaft assembly accommodates 26"-32" (660-813mm) Inner Cabinet Height Standard centering hardware. Raises 3/8" (10mm) as unit rotates in and out of detent. Must watch clearance of door and opening. Upper shelf is adjustable, lower shelf is in fixed position. 3/4" (19mm) diameter shaft system.

Pie Cut Shelf Sets:

<u>Part #</u>	<u>Description</u>	<u>Dimensions</u>
RV6142-18-11-52	2 Shelf Set	18"
RV6142-22-11-52	2 Shelf Set	22"



Lazy Susans



D-Shape Shelf

6421/6472 Series

Rev-A-Shelf presents the most complete line of kidney shape polymer shelves in the industry with 18", 24", 28", and 32" diameters. The 6421 Series is a single shelf with a 5" post and pivot chrome plated hardware set for a smooth and finished look. The 6472 Series is a two shelf set with 1" diameter chrome plated steel tubing, chrome hub, telescoping upper shaft, and zinc die cast hardware components for superior independent rotation. Both the single and two shelf sets are made of double wall polymer and sturdy rib construction for maximum strength. Shelves are available in white or almond.

Contains

6421 (1) shelf, positioning assembly, 5" (127mm) shaft and mounting screws.

6472 (2) shelves, telescoping shaft 9 1/4" (235mm) upper & 22 1/2" (572mm) lower to accommodate 26"-32" (660-813mm) Inner Cabinet Height, mounting hardware-complete with screws.

Note: 1" (26mm) diameter shaft system.

Single Kidney Shaped Shelf Set:

<u>Part #</u>	<u>Description</u>	<u>Dimensions</u>
RV6421-18WH	Single Shelf Set	18"
RV6421-24WH	Single Shelf Set	24"
RV6421-28WH	Single Shelf Set	28"
RV6421-32WH	Single Shelf Set	32"

Kidney Shaped Shelf Sets, Independently Rotating:

<u>Part #</u>	<u>Description</u>	<u>Dimensions</u>
RV6472-18WH	2 Shelf Set	18"
RV6472-24WH	2 Shelf Set	24"
RV6472-28WH	2 Shelf Set	28"
RV6472-32WH	2 Shelf Set	32"
RV6472-24AL	2 Shelf Set	24"
RV6472-28AL	2 Shelf Set	28"
RV6472-32AL	2 Shelf Set	32"

Kidney Shaped Shelf Sets, Independently Rotating:

<u>Part #</u>	<u>Description</u>	<u>Dimensions</u>
RV6472-24WHB	2 Shelf Set/Bulk	24"
RV6472-28WHB	2 Shelf Set/Bulk	28"
RV6472-32WHB	2 Shelf Set/Bulk	32"



Maverick Hardware

Lazy Susans

Section D-1: Rev-A-Shelf

Pie Cut Shelf

6942 Series



The Pie-Cut Lazy Susan is the industry leader in strength, functionality and adjustability for a corner base system. The 6942 Series is a two shelf set available in 24" or 28" diameters featuring 1" heavy wall tubing and engineered die cast and polymer non-slip protection and lubrication on polymer components. Shelves are available in white or almond.

Notes: Shelves and hardware sold separately in bulk. Hardware includes (6) complete sets. Telescoping shaft assembly accommodates 26"-32" (660-813mm) Inner Cabinet Height 1"(26mm) diameter shaft system. Upper shelf is adjustable, lower shelf is in fixed position and shaft cannot be altered.

Pie Cut Shelf Sets:

<u>Part #</u>	<u>Description</u>	<u>Diameter</u>
RV6942-24WH	2 Shelf Set	24"
RV6942-28WH	2 Shelf Set	28"

Pie Cut Shelves Only:

<u>Part #</u>	<u>Description</u>	<u>Diameter</u>
RV6901-28-11-52	Shelves only/Hardware sold separately	28"



Half Moon Shelf

6842/6881/6882 Series



Every blind corner base cabinet can become functional with Rev-A-Shelf's Half Moon Shelf System available in three minimum opening sizes: 13 1/4", 16 1/8", and 19 1/4". The Half Moon Series includes standard and 90-degree hinge euro brackets and chrome-plated shaft and mounting brackets to help distribute the weight from the cabinet wall to the floor of the cabinet. In addition, the color coated shelf supports match the shelf and provide maximum deflection support.

Contains

6842 (2) shelf supports (6820-07); (2) positioning bases (6820-95-2); (1) standard bracket (6882-68-2); (1) Euro bracket (6880-68-2); (1) 15 7/8" (403mm) shaft assy (6882-96-1700-26) - template and installation instructions.

6882 (2) shelf supports (6820-07); (2) each positioning base (6820-95-2); (1) standard bracket (6882-68-2); (1) Euro bracket (6880-68-2); (1) 15 7/8" (403mm) shaft assy (6882-96-1700-26); (2) pair of slides (6800-90-1000) - template and installation instructions.

6881 (1) each shelf supports (6820-94-64); (1) each positioning base (6820-95-2); (1) each upper bracket (6881-68); (1) each center shaft (6882-05-0500), also includes all mounting hardware, template and installation instructions. (1) Pair of slides (6800-90-1000).

Notes: Tested to exceed BHMA Class 1 specifications. Available in white & almond.

Half-Moon Shelves and Sets:

<u>Part #</u>	<u>Description</u>	<u>Dimensions</u>
RV6842-31WH	2 Shelf Pivot Only	13 1/4"
RV6842-33WH	2 Shelf Pivot Only	16 1/8"
RV6842-39WH	2 Shelf Pivot Only	19 1/4"

Half-Moon Shelves and Sets:

<u>Part #</u>	<u>Description</u>	<u>Dimensions</u>
RV6881-31WH	Single Shelf Pivot and Slide	13 1/4"
RV6881-33WH	Single Shelf Pivot and Slide	16 1/8"
RV6881-39WH	Single Shelf Pivot and Slide	19 1/4"

Half-Moon Shelves, and Sets:

<u>Part #</u>	<u>Description</u>	<u>Dimensions</u>	
RV6882-31WH	2 Shelf Pivot and Slide	31"	
RV6882-33WH	2 Shelf Pivot and Slide	33"	
RV6882-33AL	2 Shelf Pivot and Slide	33"	Special Order
RV6882-39WH	2 Shelf Pivot and Slide	39"	

Hardware:

<u>Part #</u>	<u>Description</u>	<u>Dimensions</u>
RV6882-1008-04-52	Half Moon Slide Kit (1pair)	10 1/2" extension



Lazy Susans

Wood Full Circle Shelf



4WLS Series

The 4WLS Series features Rev-A-Shelf's durable 1" chrome plated diameter shaft system with independent rotating hardware and a telescoping shaft accommodating heights from 26"-32".

Contains:

4WLS072 (2) shelves, telescoping shaft 9 1/4" (235mm) upper & 22 1/2" (572mm) lower shaft assembly to accommodate 26"-32" (660-813mm) Inner Cabinet Height, mounting hardware - complete with screws. 1" (26mm) diameter shaft system.

4WLS073-536 denotes telescoping shaft 12" (305mm) upper & 36" (915mm) lower assembly for 38"-46" (965-1169mm) Inner Cabinet Height wall cabinets, (3) shelves, top & bottom pivots & fasteners.

Notes: Positioning base without wheels 6260-77-2 mounts on base of cabinet. Tested to exceed BHMA Class 1 Specifications.

Wood Full-Circle Shelf Sets:

<u>Part #</u>	<u>Description</u>	<u>Dimensions</u>
RV4WLS021-28-52	Single Shelf Set	28"
RV4WLS021-32-52	Single Shelf Set	32"

Wood Full-Circle Shelf Sets:

<u>Part #</u>	<u>Description</u>	<u>Dimensions</u>
RV4WLS072-20-52	2 Shelf Set	20"
RV4WLS072-28-52	2 Shelf Set	28"
RV4WLS072-32-52	2 Shelf Set	32"

Wood Full-Circle Shelf Sets:

<u>Part #</u>	<u>Description</u>	<u>Dimensions</u>
RV4WLS073-18-536	3 Shelf Set w/Longer Post	18"
RV4WLS073-20-536	3 Shelf Set w/Longer Post	20"



Wood Full Circle Shelf



4WLS Series

Rev-A-Shelf's Wood Classic Full Circle Lazy Susans offer the beauty of Maple without the worries of warping and splitting. This durable wood shelf is made with a 5/8" thick high-density multi-ply shelf with a 1" high solid wood rim and is protected with a UV-cured clear coat finish. Shelves are available in 18", 20", 28" or 32" diameters and can be purchased individually, with or without hardware, or in sets.

Notes: Bulk shelves (4WLS041) and hardware sold separately. Telescoping shaft assembly accommodates 26"-32" (660-813mm) Inner Cabinet Height, 1" (26mm) diameter shaft system. Bulk pack available with 4B Series attached (Special Order)! 4B Load Rating: Furniture grade-meets all standards of testing for 20lbs/sq. ft. Test to exceed BMHA Class 1 Specifications.

Wood Full-Circle Shelves:

<u>Part #</u>	<u>Description</u>	<u>Dimensions</u>
RV4WLS001-18-B52	Swivel bearing attached to shelf	18"
RV4WLS001-20-B52	Swivel bearing attached to shelf	20"
RV4WLS001-28-B52	Swivel bearing attached to shelf	28"
RV4WLS001-32-B52	Swivel bearing attached to shelf	32"



Hardware:

<u>Part #</u>	<u>Description</u>	<u>Dimensions</u>
RV4B-10-8	Lazy Susan Bearing	10"
RV4B-7-8	Lazy Susan Bearing	7"
RV4WLS072-18-52	Post and Pivot Hardware for Full Circle Shelves	26" - 32"
RV4WLS6073-04-436	Post and Pivot Hardware for 3-Shelf Shelves	38" - 46"

Maverick Hardware

Lazy Susans

Section D-1: Rev-A-Shelf

Wall Wood D-Shaped Shelf

4WLS Series



Rev-A-Shelf's Wood Classic D-Shaped Lazy Susans offer the beauty of Maple without the worries of warping and splitting. This durable wood shelf is made with a 5/8" thick high-density multi-ply shelf with a 1" high solid wood rim and is protected with a UV-cured clear coat finish. Shelves can be purchased individually, with or without hardware, or in sets.

Contains:

4WLS272 (2) shelves, telescoping shaft 9 1/4" (235mm) upper & 22 1/2" (572mm) lower shaft assembly to accommodate 26"-32" (660-813mm) Inner Cabinet Height, mounting hardware--complete with screws. 1" (26mm) diameter shaft system.

4WLS273-20-536 denotes telescoping shaft 12" (305mm) upper & 36" (915mm) lower shaft assembly for 38"-46" (965-1169mm) Inner Cabinet Height wall cabinets, (3) shelves, top & bottom pivots & fasteners.

Notes: Bulk shelves (4WLS241) and hardware sold separately. Telescoping shaft assembly accommodates 26"-32" (660-813mm) Inner Cabinet Height 1" (26mm) diameter shaft system. Bulk pack available with 4BS Series attached (Special Order)! Tested to exceed BHMA Class 1 Specifications.

Wood D-Shaped Shelves and Sets:

<u>Part #</u>	<u>Description</u>	<u>Dimensions</u>
RV4WLS272-20-52	2 Shelf Set	20"
RV4WLS273-20-536	3 Shelf Set w/Longer Post	20"



Hardware:

<u>Part #</u>	<u>Description</u>	<u>Dimensions</u>
RV4BS-7-8	Lazy Susan Bearing with Stop	7"
RV4BS-10-8	Lazy Susan Bearing with Stop	10"

Base Wood D-Shaped Shelf

4WLS Series



Rev-A-Shelf's Wood Classic D-Shaped Lazy Susans offer the beauty of Maple without the worries of warping and splitting. This durable wood shelf is made with a 5/8" thick high-density multi-ply shelf with a 1" high solid wood rim and is protected with a UV-cured clear coat finish. Shelves are 31" and can be purchased individually, with or without hardware, or in sets.

Contains:

4WLS272 (2) shelves, telescoping shaft 9 1/4" (235mm) upper & 22 1/2" (572mm) lower shaft assembly to accommodate 26"-32" (660-813mm) Inner Cabinet Height, mounting hardware--complete with screws. 1" (26mm) diameter shaft system.

Notes: Bulk shelves (4WLS241) and hardware sold separately. Telescoping shaft assembly accommodates 26"-32" (660-813mm) Inner Cabinet Height 1" (26mm) diameter shaft system. Bulk pack available with 4BS Series attached (Special Order)! Tested to exceed BHMA Class 1 Specifications.

Wood D-Shaped Shelves and Bearing:

<u>Part #</u>	<u>Description</u>	<u>Dimensions</u>
RV4WLS272-31-52	2 Shelf Set	31"

Hardware:

<u>Part #</u>	<u>Description</u>	<u>Dimensions</u>
RV4BS-7-8	Lazy Susan Bearing with Stop	7"
RV4BS-10-8	Lazy Susan Bearing with Stop	10"



Lazy Susans

Wood Kidney Shape Shelf



4WLS Series

Rev-A-Shelf's Wood Classic Kidney Lazy Susans offer the beauty of Maple without the worries of warping and splitting. This durable wood shelf is made with a 5/8" thick high-density multi-ply shelf with a 1" high solid wood rim and is protected with a UV-cured clear coat finish. Shelves are available in 24", 28", and 32" diameters and can be purchased individually, with or without hardware, or in sets.

Notes: 24" Kidney is too small for swivel bearing w/stop hardware, therefore you must use post & pivot hardware. Bulk shelves (4WLS041) and hardware sold separately. Telescoping shaft assembly accommodates 26"-32" (660-813mm) Inner Cabinet Height, 1" (26mm) diameter shaft system. Bulk pack available with 4BS Series attached (Special Order)! Tested to exceed BHMA Class 1 specifications.

Wood Kidney Shaped Shelf and Bearing:

<u>Part #</u>	<u>Description</u>	<u>Dimensions</u>
RV4WLS401-28-BS52	Swivel bearing w/stop attached to shelf	28"
RV4WLS401-32-BS52	Swivel bearing w/stop attached to shelf	32"



Hardware:

<u>Part #</u>	<u>Description</u>	<u>Dimensions</u>
RV4WLS6272-04-4	Post & Pivot Hardware for 4WLS441 Kidney Shelves	26"

Wood Kidney Shape Shelf



4WLS Series

Rev-A-Shelf's Wood Classic Kidney Lazy Susans offer the beauty of Maple without the worries of warping and splitting. Their single and two shelf wood sets are made with a 5/8" thick high-density multi-ply shelf with a 1" high solid wood rim and is protected with a UV-cured clear coat finish. The 4WLS472 Series is available in 24", 28" and 32" diameters with independently rotating systems. In addition, the wood shelves feature chrome-plated telescoping shaft assemblies with one screw adjustment for variations of inside cabinet height.

Contains:

4WLS472 (2) shelves, telescoping shaft 9 1/4" (235mm) upper & 22 1/2" (572mm) lower shaft assembly to accommodate 26"-32" (660-813mm) Inner Cabinet Height, mounting hardware--complete with screws. 1" (26mm) diameter shaft system.

Notes: Positioning base with wheels 6260-95-2 mounts on base of cabinet. Tested to exceed BHMA Class 1 Specifications.

Wood Kidney Shaped Shelves and Sets:

<u>Part #</u>	<u>Description</u>	<u>Dimensions</u>
RV4WLS472-24-52	2 Shelf Set	24"
RV4WLS472-28-52	2 Shelf Set	28"
RV4WLS472-32-52	2 Shelf Set	32"



Maverick Hardware

Lazy Susans

Wood Pie-Cut Shelf

4WLS Series

Recognized throughout the industry as the leader in strength, functionality and adjustability for a corner base system, the Wood Pie-Cut Lazy Susan has all the same outstanding features of Rev-A-Shelf's 6942 Series. This storage accessory is available in 24", 28" or 31" diameters as a two-shelf system or a single-shelf option excluding hardware.

Notes: Shelves and hardware sold separately in bulk. Hardware includes 6 complete sets. Telescoping shaft assembly accommodates 26"-32" (660-813mm) Inner Cabinet Height 1" (26mm) diameter shaft system. Upper shelf is adjustable, lower shelf is in fixed position and shaft cannot be altered (adjustment mechanism). Tested to exceed BHMA Class 1 Specifications.

Wood Pie-Cut Shelves and Sets:

<u>Part #</u>	<u>Description</u>	<u>Dimensions</u>
RV4WLS942-28-52	2 Shelf Set	28"
RV4WLS942-31-52	2 Shelf Set	31"



Wood Half Moon Shelf

4WLS882 Series

This beautiful blind corner cabinet solution is made of 5/8" thick high-density multi-ply shelf with 1" high solid wood rim and is protected with a UV-cured clear coat finish. Drilled for Rev-A-Shelf hardware, the two shelf system features pivot and pull slides that are adaptable to left or right hand cabinet applications.

Contains: (2) Shelves, (2) shelf supports (6820-07); (2) each positioning base(6820-95-2); (1) standard bracket (6882-68-2); (1) Euro bracket (6880-68-2); 17" (432mm) shaft assy (6882-96-1700-26); (2) pair of slides (6800-90-1000) - template and installation instructions. Tested to exceed BHMA Class 1 Specifications.

Wood Half-Moon Sets:

<u>Part #</u>	<u>Description</u>	<u>Dimensions</u>
RV4WLS882-32-570	Two Shelves with Pivot and Slide Hardware	32"
RV4WLS882-35-570	Two Shelves with Pivot and Slide Hardware	35"
RV4WLS882-38-570	Two Shelves with Pivot and Slide Hardware	38"



Chrome Fence Railing

5LSF Series

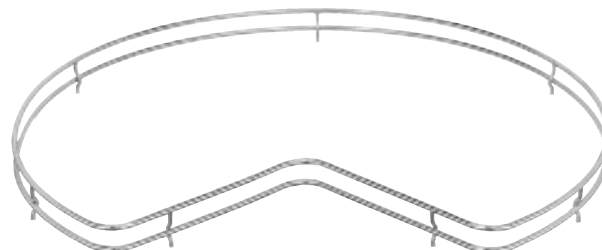

Enhance your wood or polymer Kidney Shape and Full Circle Lazy Susan with Rev-A-Shelf's Chrome Fence Railing. Designed to add that special touch to the kitchen, our new Full Circle Chrome Fence rails are available in 18", 20", 28", and 32" diameters and our Kidney Shaped Chrome Fence Rails are available in 24", 28", and 32" diameters.

Full Circle Chrome Fence Rail:

<u>Part #</u>	<u>Description</u>	<u>Dimensions</u>
RV5LSF018-CR	Full Circle Chrome Fence Rail	18"
RV5LSF020-CR	Full Circle Chrome Full Rail	20"
RV5LSF028-CR	Full Circle Chrome Full Rail	28"
RV5LSF032-CR	Full Circle Chrome Full Rail	32"

Kidney Shaped Chrome Fence Rail:

<u>Part #</u>	<u>Description</u>	<u>Dimensions</u>
RV5LSF424-CR	Kidney Chrome Fence Rail	24"
RV5LSF428-CR	Kidney Chrome Fence Rail	28"
RV5LSF432-CR	Kidney Chrome Fence Rail	32"



Lazy Susans

Chrome D-Shape Shelf




5272/5273 Series

The Premiere D-Shape Lazy Susans are made of heavy-duty chrome wire for contemporary kitchen designs. The **5272** Series is a two shelf set available in 20" or 32" diameters and the **5273** Series is a three shelf set available in a 20" diameter. Both series feature Rev-A-Shelf's durable 1" chrome plated diameter shaft system with independent rotating hardware and a telescoping shaft for variations in cabinet height.

Contains:

5272 (2) Chrome shelves, telescoping shaft 9 1/4" (235mm) upper & 22 1/2" (572mm) lower shaft to accommodate 26"-32" (661-813mm) Inner Cabinet Height and mounting hardware.

5273-20-536 CR denotes telescoping shaft 12" (305mm) upper & 36" (915mm) lower assembly for 38"-46" (965-1169mm) Inner Cabinet Height wall cabinets (3) Chrome shelves and mounting hardware.



Chrome D-Shape Lazy Susan Set:

<u>Part #</u>	<u>Description</u>	<u>Dimensions</u>
RV5272-20-CR	2 Shelf Set	20"
RV5272-32-CR	2 Shelf Set	32"
RV5273-20-536-CR	3 Shelf Set w/Longer Post	20"

Chrome Kidney Shape Shelf



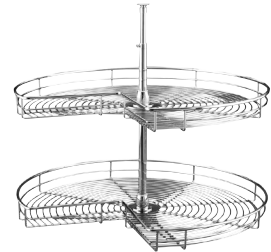
5472 Series

The Premiere Kidney Shape Lazy Susans are made of heavy-duty chrome wire for contemporary kitchen designs. The 5472 Series is a two shelf set available in 28" or 32" diameters featuring Rev-A-Shelf's durable 1" chrome plated diameter shaft system with independent rotating hardware and a telescoping shaft for variations in cabinet height.

Contains:

(2) Kidney shelves, telescoping shaft 9 1/4" (235mm) upper & 22 1/2" (572mm) lower to accommodate 26"-32" (661-813mm) Inner Cabinet Height and mounting hardware.

Notes: 1" (26mm) diameter shaft system.



Chrome Kidney Lazy Susan Set:

<u>Part #</u>	<u>Description</u>	<u>Dimensions</u>
RV5472-28-CR	2 Shelf Set	28"
RV5472-32-CR	2 Shelf Set	32"

Maverick Hardware

Waste Containers

Section D-1: Rev-A-Shelf



Waste Containers



Single Pull-Out Waste Containers

RV Series

This popular waste containers series is available in a variety of sizes to accommodate almost any cabinet space. Regarded as the best in the industry, the RV Series features a heavy-duty wire frame construction; 3/4 or full extension ball bearing slides and easy bottom mount installation with just four screws. These durable pullout waste containers are packaged fully assembled and carry the standard Rev-A-Shelf Lifetime Guarantee.

Contains:

- RV8PB (1) container, frame, 3/4 extensions Euro slides, 75# Weight Rating
- RV9PB (1) container, frame, 3/4 extensions slides, 75# Weight Rating
- RV9PBS (1) container, frame, full extensions slides, 100# Weight Rating
- RV12PB (1) container, frame, 3/4 extensions slides, 75# Weight Rating
- RV12PBS (1) container, frame, full extensions slides, 100# Weight Rating
- RVVL9PB (1) container, frame, Euro slides, 75# Weight Rating
- RV12PBL (1) container with lid, frame, 3/4 extensions slides, 75# Weight Rating
- RV12PB-LE (1) container with lid, frame, full-extension slides, 100# Weight Rating
- RV12PB-50 (1) container, frame, 3/4 extension slides, 75# Weight Rating
- RV12PB-50S (1) container, frame, full extension slides, 100# Weight Rating
- RV14PBS (1) container, frame with basket, full-extension slides, 100# Weight Rating
- RV18PB-1 (1) container, frame, 3/4 extension slides, 75# Weight Rating



Notes: All RV Series waste containers come fully assembled and install with four screws

Single Pull-Out Waste Container:

<u>Part #</u>	<u>Description</u>	<u>Dimensions</u>
RV8PB	Single 20 Qt. with Euro Slides	8 7/8"W x 16"D x 15 7/8"H
RV9PB	Single 30 Qt. 3/4 Extension Slides	9 1/2"W x 22"D x 19 1/4"H
RV9PBS	Single 30 Qt. with Full Extension Slides	9 1/2"W x 22"D x 19 1/4"H
RV12PB	Single 35 Qt. 3/4 Extension Slides	10 5/8"W x 22"D x 19"H
RV12PBS	Single 35 Qt. 3/4 Extension Slides	10 5/8"W x 22"D x 19"H
RVVL9PB	Single 30 Qt. with Euro Slides	9 1/2"W x 22"D x 19 1/2"H
RV12PBL	Single 35 Qt. with lid	10 5/8"W x 22"D x 20 3/8"H
RV12PB-LE	Single 35 Qt. with lid	10 5/8"W x 16"D x 20 3/8"H
RV12PB-50	Single 50 Qt.	11 1/4"W x 22"D x 23 1/4"H
RV12PB50S	Single 50 Qt. with lid and FE slides	12 1/4"W x 22"D x 24 1/4"H
RV18PB-1	Single 35 Qt.	14 3/8"W x 22"D x 19 1/4"H
RV14PBS	Single 20 Qt., FE slides	14 5/8"W x 16"D x 16 3/8"H
RVVL14PB	Single 20 Qt., 3/4 Extension slides	14 5/8"W x 16"D x 16 3/8"H

Waste Containers

Double Pull-Out Waste Containers

RV Series

For Situations that need more than one trash can, Rev-A-Shelf offers the double pullout Waste Container Series. Made with the same great features as the single Pullout, this series is available in a double 27 Qt. or a double 35 Qt. version.

Contains:

- RV-15PB-2S** (2) containers, frame, full-extension slides, 100# Weight Rating
- RV-18PB-2S** (2) containers, frame, full-extension slides, 100# Weight Rating

Notes: All RV Series waste containers come fully assembled and install with four screws

Double Pull-Out Waste Containers:

<u>Part #</u>	<u>Description</u>	<u>Dimensions</u>
RV-15PB-2S	Double 27 Qt. Containers/Full-Extension Slides	11 13/16"W x 22 1/4"D x 19 1/8"H
RV-18PB-2S	Double 35 Qt. Containers/Full-Extension Slides	14 3/8"W x 22"D x 19 1/4"H



Door Mount Kit

RV-DM Kit Series

All RV Series Waste Containers and HPRV/HRV Hampers can be attached to the cabinet door for an easy one step process with the Heavy-Duty Door Mount Kit. This system is considered the best in the industry with a six-way adjustable door-mounting bracket for easy installation and simple job site adjustments. The RV-DM KIT includes a complete set of brackets, fasteners and spacers for installation on any door style eliminating the need for a sub door panel.

Contains:

- (2) Product Members, (1) set--Door Brackets (1 left & 1 right), (2) 1/4"x1/2" Bolts, (2) 1/4"x 1/2" Bolts with washers, (4) #10 x 1/2" truss head screws, (4) nylock nuts.
- Spacer Kit: (2) 1/4" x 1" Bolts, (2) 1/4" x 1" Bolts with washers, (2) 3/8" Spacers.

Door Mount Kit and Euro Adapters:

<u>Part #</u>	<u>Description</u>	<u>Color/Finish</u>
RVDMKIT	Heavy Duty Door Mount Kit	White
RVDM17-KIT	Heavy Duty Door Mount Kit (includes Euro adapter kit)	Silver Epoxy
RV-EUROADAPTORKIT-52	Euro Slide Adapter Kit for RV-8PB, VL-9PB, VL-14PB	---

Note: The RV-8PB, VL-9PB, and VL-14PB require euro slide adapter kit.



Single Pull-Out Waste Containers

RV Series

The extremely popular RV-Series Waste Container is now available in chrome! Regarded as the best in the industry, the RV Series features a heavy-duty wire frame construction; full-extension ball bearing slides and easy bottom mount installation with just four screws. These durable pull-out waste containers are packaged fully assembled and carry the standard Rev-A-Shelf LIFETIME GUARANTEE.

Contains:

- RV-12KD-18C S** (1) container, frame, full-extension slides, 100# Weight Rating

Pullout Waste Container, Black

<u>Part #</u>	<u>Description</u>	<u>Dimensions</u>	<u>Color/Finish</u>
RV-12KD-18C S	Single 35 Qt.	10 5/8"W x 22"D x 19 1/4"H	Black/ Chrome



Maverick Hardware

Waste Containers

Silver Door Mount Kit

RVDM17KIT



All RV Series Waste Containers can be attached to the cabinet door for an easy one step process with the patented Heavy-Duty Door Mount Kit. This system is considered the best in the industry with a six-way adjustable door-mounting bracket for easy installation and simple job site adjustments.

Contains:

RVDM17KIT (2) Product Members, (1) set--Door Brackets (1 left & 1 right), (2) 1/4" x 1/2" Bolts, (2) 1/4"x1/2" Bolts with washers, (4) #10 x 1/2" truss head screws, (4) nylock nuts.

Spacer Kit: (2) 1/4" x 1" Bolts, (2) 1/4"x1" Bolts with washers, (2) 3/8" Spacers.

Door Mount Kit, Silver

<u>Part #</u>	<u>Description</u>	<u>Finish</u>
RVDM17-KIT	Heavy Duty Door Mount Kit (Includes Ero Adapter Kit)	Silver Epoxy

Double Pull-Out Waste Containers

RV Series

For situations that need more than one trash can, Rev-A-Shelf offers the double pull-out Waste Container Series. Made with the same great features as the single pull-out, this series is available in a double 27 Qt. or a double 35 Qt. version.

Contains:

RV-15KD-18C S (2) containers, frame, full-extension slides, 100# Weight Rating.

RV-18KD-18C S (2) containers, frame, full-extension slides, 100# Weight Rating.

Notes: All RV Series waste containers come fully assembled and install with four screws.



Pull-Out Waste Containers, Black:

<u>Part #</u>	<u>Description</u>	<u>Dimensions</u>
RV-15KD-18C S	Double 27 Qt. Containers/Full-Extension Slides	11 13/16"W x 22 1/4"D x 19 1/4"H
RV-18KD-18C S	Double 35 Qt. Containers/Full-Extension Slides	14 3/8"W x 22"D x 19 1/4"H

Pull-Out Waste Containers

RV Series

The extremely popular RV-Series Waste Container is regarded as the best in the industry, the RV Series features a heavy-duty wire frame construction; full-extension ball bearing slides and easy bottom mount installation with just four screws. These durable pullout waste containers are packaged fully assembled and carry the standard Rev-A-Shelf LIFETIME GUARANTEE.

Contains:

RV-12KD-17CS (2) containers, frame, full-extension slides, 100# Weight Rating

RV-15KD-17CS (2) containers, frame, full-extension slides, 100# Weight Rating

RV-18KD-17CS (1) container, frame, full-extension slides, 100# Weight Rating

Notes: All RV Series waste containers come fully assembled and install with four screws.



Pullout Waste Container, Metallic Silver

<u>Part #</u>	<u>Description</u>	<u>Dimensions</u>
RV-12KD-17CS	Single 35 Qt.	10 5/8"W x 22"D x 19 1/4"H
RV-15KD-17CS	Double 27 Qt. Containers/Full-Extension Slides	11 13/16"W x 22 1/4"D x 19 1/4"H
RV-18KD-17CS	Double 35 Qt. Containers/Full-Extension Slides	14 3/8"W x 22"D x 19 1/4"H
RVDM17-KIT	Heavy Duty Door Mount Kit (Includes Euro Adapter Kit)	---

Waste Containers

Pull-Out Waste Containers

568 Series

Another option for waste management, the 568 Series is available in a single 30 Qt. or double 30 Qt. variety and features a full height door mountable frame, full-extension ball bearing slides and is packaged fully assembled. Both units include a bonus storage space for garbage bags.



Contains:

(1 or 2) 30 Qt. container(s), depending on unit number ordered, (1) full-size bottom mount basket with 22" (559 mm) full-extension slides and 19" (483 mm) door mount brackets, 100# Weight Rating. COMES FULLY ASSEMBLED!



Pullout Waste Containers:

Part #	Description	Dimensions
RV568-09-30S	Single 30 Qt. Container	9 1/2"W x 22"D x 19 1/4"H
RV568-20-30S	Double 30 Qt. Containers	20 1/4"W x 22"D x 19 1/4"H

Pullout Waste Containers With Lid

569 Series

Built for the sink base or vanity cabinet, the 569 Series is available in a single 20 Qt. or double 15 Qt. variety with lids that raise as the containers are pulled out of the cabinet. This covered container selection feature built in handles for easy removal and is packaged fully assembled for easy installation. Door mounting is not recommended for this product.



Contains:

569-10 (1) 20 Qt. portable container with handle. Drop cord included for automatic opening feature, 18" (457 mm) 75# Weight Rated - 3/4 extension slides, lid, and framework - full assembled.
569-12-2 (2) 15 Qt. portable containers with handle. Drop cord included for automatic opening feature, 18" (457 mm) 75# Weight Rated - 3/4 extension slides, lid, and framework - fully assembled.



Pull-Out Waste Containers with Lids:

Part #	Description	Dimensions
RV569-10	Single Waste Bin w/lid	9 3/4"W x 18"D x 15 3/4"H
RV569-12-2	Double Waste Bin w/lid	11 7/8"W x 18"D x 16"H

35 Qt. and 50 Qt. Container Lids

RV Series

Rev-A-Shelf is now offering flip-up lids for our most popular waste containers. They are available for 35 Qt. and 50 Qt. containers, in a variety of different colors.



Waste Container Lids

Part #	Description	Finish
RV-35-LID-1	35 Qt. Waste Container Lid-White	Polymer
RV-35-LID-17-1	35 Qt. Waste Container Lid-Metallic Silver	Polymer
RV-35-LID-18-1	35 Qt. Waste Container Lid-Black	Polymer
RV-35-LID-G-1	35 Qt. Waste Container Lid-Green	Polymer
RV-50-LID-1	50 Qt. Waste Container Lid-White	Polymer
RV-50-LID-17-1	50 Qt. Waste Container Lid-Metallic Silver	Polymer
RV-50-LID-G-1	50 Qt. Waste Container Lid-Green	Polymer



Important Note: These lids will add to the height of our waste containers. We recommend adding 1" to the height of the product you are using. Be sure to take this dimension into account when measuring your cabinet.

Maverick Hardware

Waste Containers

Bottom Mount Wood Waste Containers

4WCBM Series

The 4WCBM Series Waste Containers are the only bottom mount units available with Rev-A-Shelf's patent pending Rev-A-Motion Soft Open-Soft Close slide system. The innovative gas spring assisted Soft-Open allows the unit to open smoothly and the Soft-Close shuts softly, even under the heaviest of loads. The unique design allows installation into 1 1/2", 1 5/8" and 1 3/4" face frame sizes, as well as frameless constructions. Available in single 35 & 50 Qt. or double 30, 35, and 50 Qt. models. All units feature metallic silver waste containers and built-in door mount brackets and many have a removable wood bin in rear for bag storage. The 4WCBM is easy to install with only five screws and features a beautiful dovetail constructed frame, concealed 150 lb. slides for a clean look.



Bottom Mount Wood Waste Containers

4WCBM Series

Features

- Fully assembled.
- 150# Weight Rating
- Lids sold separately.
- Single 35 Qt and Single 50 Qt. face frame minimum opening is less than the product width.

Contains: 1 or 2 containers, over-travel slides, and built in Door Mount Brackets



Part #	Description	Dimensions
RV4WCBM-2430DM-2	Double 30 Qt. w/Rev-A-Motion	20 1/4"W x 21 3/4"D x 19 1/4"H
RV4WCBM-15DM-1	Single 35 Qt. w/Rev-A-Motion	11 1/4"W x 21 3/4"D x 19 1/4"H
RV4WCBM-18DM-2	Double 35 Qt. w/Rev-A-Motion	14 1/4"W x 21 3/4"D x 19 1/4"H
RV4WCBM-1550DM-1	Single 50 Qt. w/Rev-A-Motion	11 1/4"W x 21 3/4"D x 23 3/16"H
RV4WCBM-2150DM-2	Double 50 Qt. w/Rev-A-Motion	17 1/4"W x 21 3/4"D x 23 3/16"H

Top Mount Pullout Waste Containers

4WCTM-RM Series

Rev-A-Shelf's ground breaking Soft-Open/Soft-Close Rev-A-Motion waste containers are now available in an innovative Top-Mount application. The front, side and rear adjustable mounting brackets provide stability and easy installation. These products are constructed of solid maple and available in two sizes, Single 50 Qt. (for 18" full height base cabinets) and a Double 50 Qt. (for 21" full height base cabinets). They feature pre-assembled door mount brackets for easy one-step operation.



Part #	Description	Dimensions	Finish
RV4WCTM-RM-1850DM-1	Single 50 Qt. Container	14 1/2"W x 21 3/4"D x 21 3/4"H	Wood
RV4WCTM-RM-2150DM-2	Double 50 Qt. Containers	17 1/2"W x 21 3/4"D x 21 3/4"H	Wood

Waste Containers

Top Mount Pullout Waste Containers

4WCTM Series

Made from solid wood (maple) construction, the Top Mount Pullout Waste Containers are available in a single 35 Qt. and 50 Qt., double 27 Qt., 35 Qt., and 50 Qt. varieties. The 4WCTM Series is designed for absolute sturdiness with front side mounting, rear adjustable mounting brackets for variances in cabinet depth, pre-assembled door mounting brackets and full-extension, ball-bearing, 150 lbs. rated over-travel slides. In addition, the single 35 Qt. waste container system includes a short polymer bin that proves an extra storage space for garbage bags 9 1/2"W x 6 1/2"D x 5 5/8"H.



Note: Comes full assembled. 4WCTM-27-4 can not be door mounted and does not include brackets.

Contents: 1, 2, or 4 containers, 150# weight rated, full extension slides, and built in door mount brackets.



1 1/2" Face Frame

Part #	Description	Dimensions
RV4WCTM-12DM-1	Single 35 Qt. Container	12"W x 22 3/4"D x 17 7/8"H
RV4WCTM-1550DM-1	Single 50 Qt. Container	12"W x 23 1/4"D x 21 3/4"H
RV4WCTM-15DM2	Double 27 Qt. Containers	12"W x 23 1/4"D x 17 3/4"H
RV4WCTM-18DM2	Double 35 Qt. Containers	15"W x 22 3/4"D x 17 7/8"H
RV4WCTM-2150DM-2	Double 50 Qt. Containers	18"W x 23 1/4"D x 21 3/4"H
RV4WCTM-27-4	Four 27 Qt. Containers	24"W x 23 1/4"D x 18"H

1 1/2" Face Frame - Reduced Depth

Part #	Description	Dimensions
RV4WCTM-1516DM-1	Single 35 Qt. Container	12"W x 16 1/4"D x 18"H
RV4WCTM-1816DM-1	Single 35 Qt. Container	15"W X 16 1/4"D X 18"H

1 5/8" Face Frame

Part #	Description	Dimensions
RV4WCTM-12DM-1-162	Single 35 Qt. Container	11 3/4"W x 22 3/4"D x 17 7/8"H
RV4WCTM-15DM-2-162	Double 27 Qt. Container	11 3/4"W x 23 1/4"D x 17 7/8"H
RV4WCTM-18DM-2-162	Double 35 Qt. Container	14 3/4"W x 22 3/4"D x 17 7/8"H
RV4WCTM-21DM-2-162	Double 35 Qt. Container	17 3/4"W x 22 3/4"D x 17 7/8"H
RV4WCTM-24DM-2-162	Double 35 Qt. Container	20 3/4"W x 22 3/4"D x 17 7/8"H



1 3/4" Face Frame

Part #	Description	Dimensions
RV4WCTM-12DM-1-175	Single 35 Qt. Container	11 1/2"W x 22 3/4"D x 17 7/8"H
RV4WCTM-18DM-2-175	Double 35 Qt. Container	14 1/2"W x 22 3/4"D x 17 7/8"H

Frameless

Part #	Description	Dimensions
RV4WCTM-12DM1-343-FL	Frameless Single 35 Qt.	13 1/2"W x 22 3/4"D x 17 7/8"H
RV4WCTM-1550DM1-343-FL	Frameless Single 50 Qt.	13 1/2"W x 23 1/4"D x 21 3/4"H
RV4WCTM-15DM2-343-FL	Frameless Double 27 Qt.	13 1/2"W x 23 1/4"D x 17 3/4"H
RV4WCTM-18DM2-419-FL	Frameless Double 35 Qt.	16 1/2"W x 22 3/4"D x 17 7/8"H
RV4WCTM-1850DM2-419-FL	Frameless Double 50 Qt.	16 1/2"W x 23 1/4"D x 21 3/4"H
RV4WCTM-27-4-597-FL	Frameless Four 27 Qt. Containers	23 1/2"W x 23 1/4"D x 17 3/4"H

Spacer Kit (Custom)

Part #	Description	Dimensions
RV4WCTM-SP-KIT	Use for Custom Face Frame Installations	1 1/2"W x 22 7/16"D x 2 7/16"H



Maverick Hardware

Waste Containers

Section D-1: Rev-A-Shelf

Bottom Mount Pull-out Waste Containers

4WC Series

Made from solid wood (maple) construction, the Bottom Mount Pullout Waste Containers are available in single 35Qt. or double 35 Qt. variety. The 4WC Series encases the containers in durable wood base at the bottom of the cabinet to allow easy retrieval of waste bins and features full-extension ball bearing slides with pre-assembled door mount brackets.

Note: Fully assembled. 100# weight rating

Contains: 1 or 2 containers, full extension slides and built in RV door mount brackets.



<u>Part #</u>	<u>Description</u>	<u>Dimensions</u>
RV4WC-15DM1	Single 35 Qt. Container, Door Mount	11 1/4"W x 21 3/4"D x 19 1/4"H
RV4WC-18DM2	Double 35 Qt. Containers, Door Mount	14 1/4"W x 21 3/4"D x 19 1/4"H

Premiere Recycle Center

5349-9WM Series

The Rev-A-Shelf recycling center is the ideal waste container for the environmentally conscious with four divided sections for plastic, glass, metal and paper...and now it's available with Compagnucci Aluminum Slides. The 5349-9WM Series is available in your choice of three color-coded or three white 25 Qt. polymer containers for plastic, glass and metal with a canvas bag for paper items. This Recycle Center features heavy-duty brushed aluminum soft-closing slides that provide exceptional support and stability eliminating that side-to-side movement and a fully adjustable door mount frame.

Contains: Complete with (3) polymer containers (25 Qts.) and (1) washable canvas bag (18 Qts.), heavy duty full-extension slides, frame and mounting screws. Fully assembled.



<u>Part #</u>	<u>Description</u>	<u>Dimensions</u>
RV5349-9WM-W	White Recycle Center	19 15/16"W x 21 15/16"D x 20 1/2"H
RV5349-9WM-C	Tri-color Recycle Center	19 15/16"W x 21 15/16"D x 20 1/2"H
RV5345-DM-KIT-52	Door Mount Extenders	---
RV6770-11-52	Replacement Canvas Bags	---
RV9700-60-B	Blue Replacement Containers	19 15/16"W x 21 15/16"D x 20 1/2"H
RV9700-60-G	Green Replacement Containers	19 15/16"W x 21 15/16"D x 20 1/2"H
RV9700-60-W	White Replacement Containers	19 15/16"W x 21 15/16"D x 20 1/2"H
RV9700-60-Y	Yellow Replacement Containers	19 15/16"W x 21 15/16"D x 20 1/2"H

Single Door Mount Waste Containers

5349 Series

It's all about the smooth sliding system with the 5349 Series. This assortment of single and double stainless steel or polymer waste containers features heavy-duty brushed aluminum soft-closing slides that provide exceptional support and stability eliminating that side-to-side movement and a fully adjustable (10" High) door mount frame with built-in storage area for bags.



<u>Part #</u>	<u>Description</u>	<u>Dimensions</u>	<u>Finish</u>
RV5349-15DM-1	Single 35 Qt. Pullout Container	10 3/4" W x 21 15/16" D x 19 1/4" H	Polymer
RV5349-15DM18-1	Single 35 Qt. Pullout Container	10 13/16"W x 18"D x 19 5/16"H	Polymer
RV5349-15DM-117	Single 35 Qt. Pullout Container	10 3/4"W x 21 15/16"D x 19 1/4"H	Metallic Silver Polymer
RV5349-15DM18-117	Single 35 Qt. Pullout Container	10 13/16"W x 18"D x 19 5/16"H	Metallic Silver Polymer
RV5349-1550DM-1	Single 50 Qt. Pullout Container	10 3/4"W x 21 15/16"D x 23 1/8"H	Polymer
RV5349-1550DM-117	Single 50 Qt. Pullout Container	10 3/4"W x 21 15/16"D x 23 1/8"H	Metallic Silver Polymer
RV5349-15DM-1SS	Single 32 Qt. Pullout Container	10 3/4"W x 21 15/16"D x 19 1/8"H	Stainless Steel
RV5349-15DM18-1SS	Single 32 Qt. Pullout Container	10 13/16"W x 18"D x 19 1/8"H	Stainless Steel
RV5345-DM-KIT-52	Door mount extenders (2 L/2R)	---	Chrome

Waste Containers

Double Door Mount Waste Containers

5349 Series

Door Mount products come with built-in door mount brackets. If the hole spread aligns with a thin, delicate, or seamed area of your cabinet, purchase the RV5345-DM-KIT-52 (page 20) to ensure mounting to the thick portion of your door.




<u>Part #</u>	<u>Description</u>	<u>Dimensions</u>	<u>Finish</u>
RV5349-1527DM-2	Double 27 Qt. Pullout Containers	11 11/16"W x 22 1/4"D x 18 15/16"H	Polymer
RV5349-1527DM-217	Double 27 Qt. Pullout Containers	11 11/16"W x 22 1/4"D x 18 15/16"H	Metallic Silver Polymer
RV5349-18DM-2	Double 35 Qt. Pullout Containers	14 13/16"W x 21 7/8"D x 19 1/4"H	Polymer
RV5349-18DM-217	Double 35 Qt. Pullout Containers	14 13/16"W x 21 1/8"D x 19 1/16"H	Metallic Silver Polymer
RV5349-2150DM-2	Double 50 Qt. Pullout Containers	14 13/16"W x 21 1/8"D x 19 15/16"H	Polymer
RV5349-2150DM-217	Double 50 Qt. Pullout Containers	14 13/16"W x 22 1/8"D x 22 15/16"H	Metallic Silver Polymer
RV5349-18DM-2SS	Double 32 Qt. Pullout Containers	14 13/16"W x 22 1/8"D x 18 13/16"H	Stainless Steel
RV5345-DM-KIT-52	Door Mount Extenders (2 L/2 R)	---	Chrome

Door Mount Extension Brackets

RV5345-DM-KIT-2

Introducing another Rev-A-Shelf original...the Door Mount Extender Kit. Designed for our aluminum frame pullouts, this door mount kit attaches to the existing door bracket for extended mounting adjustability to any drawer front or cabinet door style where previously a sub-door would have been required.



Features

- Allows adjustment from 3/4" (19 mm) to 2 1/2" (64 mm) per side
- Slide template back from front of cabinet 3/16" (5 mm) when using extension brackets
- No extender kit needed
- Contains 4 brackets, machine screws, nuts, 8 wood screws-must use all 4 brackets

<u>Part #</u>	<u>Description</u>	<u>Finish</u>
RV5345-DM-KIT-52	Door Mount Extension Brackets	Chrome

Built-In Waste Bins

8-010/5368/8-700 Series

The pivot out waste container is ideal for keeping garbage out-of-sight yet conveniently accessible under the kitchen or vanity sink. As the cabinet door opens, the lifting mechanism raises the lid enabling the container to pivot-out with the door. The 8-010 Series is available in white lacquered or stainless steel finishes and the 8-700 Series is available in white polymer. Both series feature an inner polymer container with built-in handle for easy removal.



Contains: (1) Waste Container with installation template & fasteners.

Notes: For minimum interior lid clearance add 4" to product height dimension above.

Round Pivot-Out Waste Containers:

<u>Part #</u>	<u>Description</u>	<u>Dimensions</u>	<u>Finish</u>
RV8-010212-14	14 Liter Container	11"W x 10 1/2"D x 13 3/4"H	White Lacquered
RV8-010412-15	15 Liter Container	11 1/2"W x 11 1/2"D x 13 1/2"H	White Lacquered
RV8-010314-15	15 Liter Container	11"W x 10 1/2"D x 15 3/4"H	Stainless Steel
RV5368-17-13	13 Liter Container	11 1/4"W x 11"D x 13 3/4"H	Metallic Silver Polymer
RV8-700411-20	20 Liter Sink Base Container	15 3/4"W x 7 1/4"D x 14"H	White Polymer

Maverick Hardware

Waste Containers

Built-In Waste Bins

EZ-300 Series

Keep unpleasant odors from your garbage sealed inside the waste bin with Rev-A-Shelf's EZ-300 Series. The EZ Hider is a one-of-a-kind waste management system that features a replaceable deodorizer bar and a vinyl gasket fitting that seals the container to eliminate offensive aromas. This 30 Qt. container pulls out on 100# rated full-extension ball bearing slides designed to handle loads.



<u>Part #</u>	<u>Description</u>	<u>Dimensions</u>	<u>Finish</u>
RVE-Z 300-52	20 Qt. Built-In Waste Container	10 3/4"W x 22"D x 19 1/2"H	White
RVE-Z 300-4	30 Qt. Built-In Waste Container	10 3/4"W x 22"D x 19 1/2"H	White
RV-6700-94-52	Euro-Mounting Bracket Set for Frameless Installation	---	---
RV6700-97-52	Deodorizer Bar Replacement	---	---

Pull-out Waste Container

5469 Series

This double 15 Qt. dark gray polymer pullout waste container features built in handles for easy removal and is nestled in a heavy gauge chrome wire frame. The 5469 Series features 18" bottom mount Quadro slides and includes optional door mount brackets.

Note:

Minimum inside cabinet width is 14 1/4" (362 mm)
 Minimum opening width is 13 3/4" (350 mm)
 Minimum opening height is 15 7/8" (404 mm)
 75# Weight Rated Ball-Bearing Slides



<u>Part #</u>	<u>Description</u>	<u>Dimensions</u>
RV5469-15DM-2CR	Double 15 qt. containers	14"W x 18"D x 15 3/4"H

Under Sink Mount Waste Container

8-785 Series

This Stainless Steel Sink Base Pullout Waste Container is ideal for kitchen, vanity and wet bar sink base cabinets; the 8-785 Series fits conveniently in the limited spaces around existing plumbing. This contemporary waste management system features two separate stainless steel containers (one 10 liter bin and one 20 liter bin), a covered lid, built in handles for easy removal, full-extension ball bearing slides and is available with or without a door mountable frame.



<u>Part #</u>	<u>Description</u>	<u>Dimensions</u>
RV8-785-30-2SS	Under Sink Mount Waste Container	10 1/4" W x 18 3/4" D x 15 3/16" H
RV8-785-30-DM2SS	Door Mount Under Sink Waste Container	10 1/4" W x 18 3/4" D x 15 3/16" H

Counter Mount Waste Container

8-060 Series

Rev-A-Shelf presents another ultramodern innovation with the Counter Mount Waste Container. Ideal for medical offices, retail counters, recreational vehicles, upscale outdoor kitchens, and more; this waste management system sits inside the cabinet with full access to the container from the counter top. The 8-060 Series is available with an 11 or 13-liter removable container and features a stainless steel lid and soft rubber inner ring designed to seal odors. Contains mounting ring, rubber seal, can and lid.



<u>Part #</u>	<u>Description</u>	<u>Dimensions</u>
RV8-060-11SS	Counter Mount Waste Container	Diameter 12 1/4"W x 11 5/8"D
RV8-060-15SS	Counter Mount Waste Container	Diameter 12 1/3"W x 13 1/4"D

Waster Containers

Replacement Waste Containers and Bins

Do you just need a replacement? Here's a list of all the waste containers available for individual purchase.



Waste Containers Only

<u>Part #</u>	<u>Description</u>	<u>Dimensions</u>	<u>Finish</u>
RV5349-SS-52	32 Qt.	10 1/2" W x 14 7/16" D x 17 5/8" H	Stainless Steel
RV6700-61-B	30 Qt.	9 3/8" W x 15 3/8" D x 17 7/8" H	Polymer
RVRV-1024W	27 Qt.	11" W x 11" D x 17 3/4" H	Polymer
RVRV-1024-17-10	27 Qt.	11" W x 11" D x 17 3/4" H	Polymer - Metallic Silver
RVRV-20-6	20 Qt.	8 3/8" W x 14 1/4" D x 15" H	Polymer
RVRV-35-8	35 Qt.	14 3/8" W x 10 1/2" D x 17 7/8" H	Polymer
RVRV-35-17-8	35 Qt.	14 3/8" W x 10 1/2" D x 17 7/8" H	Polymer - Metallic Silver
RVRV-35-18-8	35 Qt.	14 3/8" W x 10 1/2" D x 17 7/8" H	Polymer - Black
RVRV-50-8	50 Qt.	10 3/4" W x 14 3/4" D x 21 3/4" H	Polymer
RVRV-50-17-8	50 Qt.	10 3/4" W x 14 3/4" D x 21 3/4" H	Polymer - Metallic Silver

Top Mount Bins

<u>Part #</u>	<u>Description</u>	<u>Dimensions</u>	<u>Finish</u>
RV4TMBIN-6	4WCTM Replacement Polymer Bin	7 3/8" W x 10 3/8" D x 6 3/8" H	Polymer White
RV4TMBIN-15-6	4WCTM Replacement Polymer Bin	7 3/8" W x 10 3/8" D x 6 3/8" H	Polymer Almond
RV4TMBIN-17-6	4WCTM Replacement Polymer Bin	7 3/8" W x 10 3/8" D x 6 3/8" H	Polymer Metallic Silver



Sink and Base Accessories

Towel Holder & Pullout Towel Bar

563 Series

Store dish towels where you need them, right under the kitchen sink. The 563-32 Towel Holder is made of white wire and fastens to any cabinet door holding up to three dish towels. The 563-47 Pullout Towel Bar is the perfect example of user-friendly with 3 prongs that slide-out of the cabinet 12" for total convenience. This Pullout Towel bar is available in white or chrome and features universal brackets for right or left hand mounting.



Contains:

563-32 1 Towel holder w/ mounting screws.

563-47 1 Pullout Towel Bar, 3 prong model with 12" extension, face frame spacers, and mounting screws.

<u>Part #</u>	<u>Description</u>	<u>Dimensions</u>
RV563-32	White Towel Holder	12 3/4" W x 3 1/2" D x 6 1/2" H
RV563-32 C	Chrome Towel Holder	12 3/4" W x 3 1/2" D x 6 1/2" H
RV563-47	White 3 Prong Towel Bar	5" W x 17 3/4" D x 1 1/4" H
RV563-47 C	Chrome 3 Prong Towel Bar	5" W x 17 3/4" D x 1 1/4" H

Maverick Hardware

Sink and Base Accessories

Pullout Towel Bar

563 Series

Keeping your kitchen tidy and helping the environment is easy with this stylish two pronged towel bar. This pullout towel bar brings your reusable kitchen towels to you on an easy glide ball bearing slide, cutting down your use of paper products. Easy four-screw installation and left or right hand mounting capabilities makes it the perfect addition to any kitchen.



<u>Part #</u>	<u>Description</u>	<u>Dimensions</u>	<u>Finish</u>
RV563-51-C	2 Prong Towel Bar	3 7/8"W x 12 7/8"D x 1 1/2"H	Chrome

Pull-out Organizers (Side Mount)

548 Series

548-06: Keep 2 liter bottles stored in this easy-to-reach base pullout. The 548-06 Base Organizer is designed for Base 9" cabinets and features universal brackets for right or left hand mounting, ball bearing slides and a door mountable wire frame. Contains Base 9" Organizer with reversible ball bearing slides and 12 1/2" extension with door mounting capability. Mounting screws and spacers included for slides.



548-10: Attain optimum storage and accessibility for items kept under the kitchen sink with the Sink Base Organizer. The 548-10 is designed to fit around most plumbing applications and features a sturdy white wire construction, universal brackets for right or left hand mounting and ball bearing slides.




<u>Part #</u>	<u>Description</u>	<u>Dimensions</u>
RV548-06WH	Two-Tier Base Organizer	5 1/2" W x 19 3/4" D x 19 1/2" H
RV548-10WH	Sink Base Organizer	9 3/4" W x 16" D x 18" H

U-Shaped Tray Divider

596 Series

Storing platters and cookie trays just got easier with the U-Shaped Tray Divider. Use one or more to create custom storage space in either wall or base cabinets. The sturdy construction and beautiful chrome finish provide durability and style while the easy four-screw installation gets you organizing your cabinets in seconds.



<u>Part #</u>	<u>Description</u>	<u>Dimensions</u>	<u>Finish</u>
RV596-10CR-52	U-Shaped Tray Divider	3"W x 11 7/8"D x 10"H	Chrome

Tray Dividers with Clips

597 Series

A no-brainer for organizing today's kitchens, Rev-A-Shelf tray dividers are a practical solution for storing baking sheets, serving dishes, cake pans and more. The 597 Series is available in white or chrome with 12" (wall cabinet) or 18" (base cabinet) height options. Each divider includes 4 screw-in clips & fasteners.



<u>Part #</u>	<u>Description</u>	<u>Dimensions</u>	<u>Finish</u>
RV597-12-52	Tray Divider with Clips	3/4"W x 20"D x 12"H	White Wire
RV597-18-52	Tray Divider with Clips	3/4"W x 20"D x 18"H	White Wire
RV597-12-WH	Tray Divider with Clips	3/4"W x 20"D x 12"H	White Wire
RV597-18-WH	Tray Divider with Clips	3/4"W x 20"D x 18"H	White Wire
RV597-12CR-52	Tray Divider with Clips	3/4"W x 20"D x 12"H	Chrome Wire
RV597-18CR-52	Tray Divider with Clips	3/4"W x 20"D x 18"H	Chrome Wire
RV597-12CR-10	Tray Divider with Clips	3/4"W x 20"D x 12"H	Chrome Wire
RV597-18CR-10	Tray Divider with Clips	3/4"W x 20"D x 18"H	Chrome Wire



Sink and Base Accessories

Undersink Chrome Basket

544 Series

Cleaning just got easier with the Under Sink Caddy. Now you can store multiple cleaning items in one place and carry them with you with the removable caddy. The unique handle adjusts to accommodate plumbing fixtures and the reversible/ removable top tray is ideal for paper towel or sponge storage. Removable caddy allows you to take cleaning items with you and the added bottom bumpers provide stability and protect surfaces from marring.



<u>Part #</u>	<u>Description</u>	<u>Dimensions</u>	<u>Finish</u>
RV544-10C-1	Undersink Chrome Basket	11 1/4"W x 16 1/4"D x 19 1/2"H	Chrome

Pullout Utility Basket

HURV Series

Organize your kitchen, bathroom, closet, garage...the options are endless with this universal hamper/ utility basket. The HURV Series features a polymer basket, sturdy wire frame, full-extension slides and easy installation with just four screws.



<u>Part #</u>	<u>Description</u>	<u>Dimensions</u>	<u>Finish</u>
RVHURV-1512SWH	Utility Basket	14 3/8"W x 18 1/8"D x 11 7/8"H	Polymer
RVHUB-470X8	Replacement Utility Basket	14 3/8"W x 18 1/8"D x 11 7/8"H	Polymer

Two-Tier Cookware Organizer

5CW2 Series

Revolutionize the way you store your pots, pans, and lids with the Two-Tier Cookware Organizer. The 5CW2 features independently operating shelves that accommodate a variety of cookware sizes and brands. The top tier organizes lids and the bottom tier features adjustable dividers to store a variety of larger pots and pans. These beautiful organizers are designed for Base 15 or 24 cabinets and are made with a heavy-duty chrome plated wire frame and 100 lbs. rated full-extension ball-bearing slides. The bottom, side, and rear mounting provide you the sturdiness you expect and easy installation. Door mounting is also an option with the RV Series Door Mounting Kit. Includes two pair of full-extension slides--100# Weight Rating, two U-Brackets, and Adjustable Rear Mounting Bracket.



<u>Part #</u>	<u>Description</u>	<u>Dimensions</u>	<u>Finish</u>
RV5CW2-1222-CR	12" Two-Tier Cookware Organizer	11 3/4"W x 22"D x 18"H	Chrome
RV5CW2-2122-CR	21" Two-Tier Cookware Organizer	20 3/4"W x 22"D x 18 1/8"H	Chrome
RVRV DM17 KIT	Heavy Duty Door Mount Kit (Includes Euro Adapter Kit)		Silver Epoxy

Maverick Hardware

Sink and Base Accessories

Section D-1: Rev-A-Shelf

Single Pullout Chrome Baskets

5WB Series

This chrome wire basket is ideal for organizing your valuable pots, pans, and other bulky items! The 5WB Series Chrome Baskets feature full-extension ball bearing slides, Heavy-Duty Chrome plated frames, and are easy to install (only four screws). The 5WB Series is available in 18", 20", and 22" slides and a variety of widths to fit many different applications. Comes fully assembled and installs with four screws.



<u>Part #</u>	<u>Description</u>	<u>Product Dimensions</u>	<u>Min. Opening</u>	<u>Finish</u>
RV5WB1-0918-CR	9" Single Pullout Wire Basket	8 3/8" W X 18" D X 7" H	8 1/2"	Chrome
RV5WB1-1218-CR	12" Single Pullout Wire Basket	11 3/8" W X 18" D X 7" H	11 1/2"	Chrome
RV5WB1-1220-CR	12" Single Pullout Wire Basket	11 3/8" W x 20" D x 7" H	11 1/2"	Chrome
RV5WB1-1520-CR	15" Single Pullout Wire Basket	14 3/8" W x 20" D x 7" H	14 1/2"	Chrome
RV5WB1-1222-CR	12" Single Pullout Wire Basket	11 3/8" W X 22" D X 7" H	11 1/2"	Chrome
RV5WB1-1522-CR	15" Single Pullout Wire Basket	14 3/8" W X 22" D X 7" H	14 1/2"	Chrome
RV5WB1-1822-CR	18" Single Pullout Wire Basket	17 3/8" W X 22" D X 7" H	17 1/2"	Chrome
RV5WB1-2122-CR	21" Single Pullout Wire Basket	20 3/8" W X 22" D X 7" H	20 1/2"	Chrome
RV5WB-DMKIT	Door Mount Kit	---	---	Silver

Double Pullout Chrome Baskets

5WB Series

This Double Wire Basket by Rev-A-Shelf features full-extension ball bearing slides, and Heavy-Duty Chrome plated baskets. Installation is simple as well, mount the bottom basket to the floor of your cabinet, then attach the upper basket using the back of the cabinet and face frame. The 5WB Series is available in 18" or 22" slides and a variety of widths to fit many different applications.



<u>Part #</u>	<u>Description</u>	<u>Product Dimensions</u>	<u>Min. Opening</u>	<u>Finish</u>
RV5WB2-0918-CR	9" Double Pullout Wire Basket	8 3/4" W x 18" D x 19" H	8 1/2"	Chrome
RV5WB2-1218-CR	12" Double Pullout Wire Basket	11 3/4" W x 18" D x 19" H	11 1/2"	Chrome
RV5WB2-1222-CR	12" Double Pullout Wire Basket	11 3/4" W x 22" D x 19" H	11 1/2"	Chrome
RV5WB2-1522-CR	15" Double Pullout Wire Basket	14 3/4" W x 22 D x 19" H	14 1/2"	Chrome
RV5WB2-1822-CR	18" Double Pullout Wire Basket	17 3/4" W x 22 D x 19" H	17 1/2"	Chrome
RV5WB2-2122-CR	21" Double Pullout Wire Basket	20 3/4" W x 22" D x 19" H	20 1/2"	Chrome
RV5WB-DMKIT	Door Mount Kit	---	---	Silver

Slim Series Sink Front (Tip-Out) Trays

6540 Series

Tip-out trays are a must-have for every kitchen and bathroom! Perfect for hiding sponges and scouring pads out of sight yet keeping them easily accessible, the Slim Series is designed to accommodate minimum clearance openings for large sink applications. The 6540 Series is available in 11" or 14" solid or extruded tray kits in white or almond.



<u>Part #</u>	<u>Description</u>	<u>Product Dimensions</u>
RV6542-11WH	2 Trays with 2 Pairs of Hinges	11" W x 1 11/16" D x 3 15/16" H
RV6542-14WH	2 Trays with 2 Pairs of Hinges	14" W x 1 11/16" D x 3 15/16" H
RV6541-36WH	Tray, End Caps, 2 Pairs of Hinges	36" W x 1 11/16" D x 3 15/16" H



Sink and Base Accessories

36" Sink Front (Tip-Out) Trays

6551 Series

Designed for custom projects, the extruded polymer tip-out/ spice tray is available in 36" or 72" sizes that can be trimmed to the desired length. This versatile tray includes molded polymer end caps with key-shaped holes for easy removal and cleaning. Simply cut the tray to the desired size, attach the end caps with the adhesive provided and install on the false front panel. The 6551 Series can be used as a tip-out tray or a spice rack and is available in white or almond.



<u>Part #</u>	<u>Description</u>	<u>Product Dimensions</u>
RV6551-36-11-52	1 Tray - 2 Pair Hinges & End Caps	36"W x 2 7/16"D x 3 15/16"H
RV6551-36-11-50	1 Tray - 1 Pair Hinges & End Caps	36"W x 2 7/16"D x 3 15/16"H
RV6552-97-11-4	Hinges, End Caps, Instructions, & Adhesive	---
RV6552-ETH-11-10	Hinges, End Caps, Instructions, & Adhesive	---
RV6571-36-11-4	Trays	36"W x 2 7/16"D x 3 15/16"H
RV6571-72-11-4	Trays	72" W x 2 7/16" D x 3 15/16" H
RVST97WH	End Caps, Screws	---
RV6571-60-52	Tube of Adhesive	2 Gram
RV6571-61-52	Bottle of Adhesive	1 Ounce

False Front Tip-Out Trays with Tab Stops

6561 Series

If you are looking for an affordable alternative to the conventional tray systems, try our polymer tip-out trays with tab stops. The 6562 Series installs easily with standard hinges and features high-resistant tabs to prevent easy breaking. The Sink Front Tip-Out Trays With Tab Stops are available in 11" and 14" widths and white or almond colors.



Trays with Tab Stops

<u>Part #</u>	<u>Description</u>	<u>Product Dimensions</u>
RV6562-11WH	Two 11" Trays with Tab Stops	12 1/2"W x 2 1/8"D x 3 13/16"H
RV6562-14WH	Two 14" Trays with Tab Stops	15 1/2"W x 2 1/8"D x 3 13/16"H

Bulk Pack by Components

<u>Part #</u>	<u>Description</u>	<u>Product Dimensions</u>
RV6561-11WH	Forty 11" Trays with Tab Stops	12 1/2"W x 2 1/8"D x 3 13/16"H
RV6561-14WH	Forty 14" Trays with Tab Stops	15 1/2"W x 2 1/8"D x 3 13/16"H

Sink Front (Tip-Out) Trays

6572/6581/6591 Series

Rev-A-Shelf's most popular Sink Front Tip-Out Tray Set, the 6572 Series includes one conventional open tray, one accessory tray with ring holder and soap dish, and 2 pairs of Self-Holdin hinges. the 6572 Series is made of high-impact polystyrene and is available in 11" or 14" Sizes in white or almond. Trays can be purchased individually without hinges in a bulk 40-tray pack. Accessory tray comes with ring holder. Each set in the 6572 series comes with one standard and one accessory tray as well as 2 pair of Self-Holdin hinges.



<u>Part #</u>	<u>Description</u>	<u>Product Dimensions</u>
RV6572-11WH	Standard/ Accessory Trays with Hinges	11"W x 2 1/8"D x 3 13/16"H
RV6572-14WH	Standard/ Accessory Trays with Hinges	14"W x 2 1/8"D x 3 13/16"H
RV6581-11WH	Standard Trays	11"W x 2 1/8"D x 3 13/16"H
RV6581-14WH	Standard Trays	14"W x 2 1/8"D x 3 13/16"H
RV6591-11WH	Accessory Trays	11"W x 2 1/8"D x 3 13/16"H
RV6591-14WH	Accessory Trays	14"W x 2 1/8"D x 3 13/16"H

Maverick Hardware

Sink and Base Accessories

Sink Front (Tip-Out) Tray Hinges

6552 Series

Rev-A-Shelf's patented hinges supply full accessibility to stored items with a smooth, quiet and reliable pullout and tip open function. The Self-Holdin hinge is available in two different sizes with a unique self-closing spring to keep false fronts securely closed. The Euro hinge is designed for long sink front false panels and features an adjustable opening of 45 to 90 degrees.



<u>Part #</u>	<u>Description</u>	<u>Product Dimensions</u>	<u>Finish</u>
RV6552-94-0220-4	Hinges for Tip-Out Trays (under 16")	1"W x 1 3/4"D x 3 13/16"H	Metal
RV6552-95-0220-4	Hinges for Tip-Out Trays (16" and longer)	1"W x 1 3/4"D x 3 13/16"H	Metal

Sink Front (Tip-Out) Tray Hinges

ETH Series

The Euro Hinge is designed for long sink front false panels and features an adjustable opening of 45 to 90 degrees. The ETH Hinge also can be used on cook top false fronts or in the bathroom on a vanity cabinet with a false front. Chrome plating allows for installation in any application.



<u>Part #</u>	<u>Description</u>	<u>Finish</u>
RV6552-ETH-10	Euro Hinges	Chrome

Stainless Steel (Tip-Out) Trays Sets

6581 Series

Contemporary and convenient, the Stainless Steel Tip-Out Tray features a sleek design with smooth, folded over edges and protective coating to eliminate sharp areas. The 6581 Series is available in ten sizes ranging from 10" to 31" in length and can be ordered with Rev-A-Shelf's patented Self-Holdin hinges and custom logo or trade name stamping. Stainless steel finish.



20 Trays with 20 Pair Hinges

<u>Part #</u>	<u>Description</u>	<u>Product Dimensions</u>
RV6581-10-4	Tip-out Tray with Hinges	10" W x 2-1/8" D x 3" H
RV6581-11-4	Tip-out Tray with Hinges	11-1/4" W x 2-1/8" D x 3" H
RV6581-13-4	Tip-out Tray with Hinges	13" W x 2-1/8" D x 3" H
RV6581-14-4	Tip-out Tray with Hinges	14-1/4" W x 2-1/8" D x 3" H
RV6581-16-4	Tip-out Tray with Hinges	16" W x 2-1/8" D x 3" H
RV6581-19-4	Tip-out Tray with Hinges	19" W x 2-1/8" D x 3" H
RV6581-22-4	Tip-out Tray with Hinges	22" W x 2-1/8" D x 3" H
RV6581-25-4	Tip-out Tray with Hinges	25" W x 2-1/8" D x 3" H
RV6581-28-4	Tip-out Tray with Hinges	28" W x 2-1/8" D x 3" H
RV6581-31-4	Tip-out Tray with Hinges	31" W x 2-1/8" D x 3" H

20 Trays Only

<u>Part #</u>	<u>Description</u>	<u>Product Dimensions</u>
RV6581-10-5	Tip-out Tray	10" W x 2-1/8" D x 3" H
RV6581-11-5	Tip-out Tray	11-1/4" W x 2-1/8" D x 3" H
RV6581-13-5	Tip-out Tray	13" W x 2-1/8" D x 3" H
RV6581-14-5	Tip-out Tray	14-1/4" W x 2-1/8" D x 3" H
RV6581-16-5	Tip-out Tray	16" W x 2-1/8" D x 3" H
RV6581-19-5	Tip-out Tray	19" W x 2-1/8" D x 3" H
RV6581-22-5	Tip-out Tray	22" W x 2-1/8" D x 3" H
RV6581-25-5	Tip-out Tray	25" W x 2-1/8" D x 3" H
RV6581-28-5	Tip-out Tray	28" W x 2-1/8" D x 3" H
RV6581-31-5	Tip-out Tray	31" W x 2-1/8" D x 3" H



Sink and Base Accessories

Slim Stainless Steel (Tip-Out) Tray Sets

6541 Series

Perfect for hiding sponges and scouring pads out of sight yet keeping them easily accessible, the Slim Series is designed to accommodate minimum clearance openings for large applications. The 6541 Series is available in ten sizes ranging from 10” to 31” in length and can be ordered with Rev-A-Shelf’s patented Self-Holdin hinges and custom logo or trade name stamping. Stainless steel finish.



20 Trays 20 Pair of Hinges

Part #	Description	Product Dimensions
RV6541-10-4	Stainless Steel Slim Line Tip-out Tray	10” W x 1-11/16” D x 3” H
RV6541-11-4	Stainless Steel Slim Line Tip-out Tray	11-1/4” W x 1-11/16” D x 3” H
RV6541-13-4	Stainless Steel Slim Line Tip-out Tray	13” W x 1-11/16” D x 3” H
RV6541-14-4	Stainless Steel Slim Line Tip-out Tray	14-1/4” W x 1-11/16” D x 3” H
RV6541-16-4	Stainless Steel Slim Line Tip-out Tray	16” W x 1-11/16” D x 3” H
RV6541-19-4	Stainless Steel Slim Line Tip-out Tray	19” W x 1-11/16” D x 3” H
RV6541-22-4	Stainless Steel Slim Line Tip-out Tray	22” W x 1-11/16” D x 3” H
RV6541-25-4	Stainless Steel Slim Line Tip-out Tray	25” W x 1-11/16” D x 3” H
RV6541-28-4	Stainless Steel Slim Line Tip-out Tray	28” W x 1-11/16” D x 3” H
RV6541-31-4	Stainless Steel Slim Line Tip-out Tray	31” W x 1-11/16” D x 3” H



20 Trays Only

Part #	Description	Product Dimensions
RV6541-10-5	Stainless Steel Slim Line Tip-out Tray	10” W x 1-11/16” D x 3” H
RV6541-11-5	Stainless Steel Slim Line Tip-out Tray	11-1/4” W x 1-11/16” D x 3” H
RV6541-13-5	Stainless Steel Slim Line Tip-out Tray	13” W x 1-11/16” D x 3” H
RV6541-14-5	Stainless Steel Slim Line Tip-out Tray	14-1/4” W x 1-11/16” D x 3” H
RV6541-16-5	Stainless Steel Slim Line Tip-out Tray	16” W x 1-11/16” D x 3” H
RV6541-19-5	Stainless Steel Slim Line Tip-out Tray	19” W x 1-11/16” D x 3” H
RV6541-22-5	Stainless Steel Slim Line Tip-out Tray	22” W x 1-11/16” D x 3” H
RV6541-25-5	Stainless Steel Slim Line Tip-out Tray	25” W x 1-11/16” D x 3” H
RV6541-28-5	Stainless Steel Slim Line Tip-out Tray	28” W x 1-11/16” D x 3” H
RV6541-31-5	Stainless Steel Slim Line Tip-out Tray	31” W x 1-11/16” D x 3” H



Door Storage Tray Sets

6230 Series

Expand cabinet space with the handy Door Storage Tray set. The 6230 Series is available in two or five tray sets with three different tray sizes. This space saver is easy to install with screw-in clips or mount the trays to 24” or 58” standards with tray clips (sold separately). Sets are available in white or almond.



Part #	Description	Product Dimensions
RV6232-08-11-52	Two-Tray Set with Screw-In Clips	7-7/8” W x 4-1/4” D x 3-9/16” H
RV6232-14-11-52	Two-Tray Set with Screw-In Clips	13-3/4” W x 4-1/4” D x 3-9/16” H
RV6232-20-11-52	Two-Tray Set with Screw-In Clips	19-3/4” W x 4-1/4” D x 3-9/16” H
RV6235-08-11-52	Five-Tray Set with Screw-In Clips	7-7/8” W x 4-1/4” D x 3-9/16” H
RV6235-14-11-52	Five-Tray Set with Screw-In Clips	13-3/4” W x 4-1/4” D x 3-9/16” H
RV6235-20-11-52	Five-Tray Set with Screw-In Clips	19-3/4” W x 4-1/4” D x 3-9/16” H



Standards for Door Storage

6232 Series

Part #	Description	Product Dimensions	Finish
RV6232-26-4528-52	Standards with 4 clips	26” (660 mm)	Bright Aluminum
RV6232-58-4528-52	Standards with 10 clips	58” (1473 mm)	Bright Aluminum



Maverick Hardware

Sink and Base Accessories

Sink Base Door Storage

4SBSU Series

Store cleaning supplies in a convenient spot under the sink with Rev-A-Shelf's Wood Sink Base Door Storage Organizer. The 4SBSU Series is made of our classic maple hardwood with a UV-cured clear finish to ensure an acceptable match to any cabinet. This handy stow-away is available in three sizes for sink base 30", 36" & 42" and features the patented adjustable door mount brackets that provide installation flexibility up to 5".



<u>Part #</u>	<u>Description</u>	<u>Product Dimensions</u>	<u>Min. Opening</u>	<u>Finish</u>
RV4SBSU-15	Under sink storage shelving system	10-1/2" W X 5" D X 18-1/2" H	11 5/8"	Wood
RV4SBSU-18	Under sink storage shelving system	13-1/2" W X 5" D X 18-1/2" H	14 3/8"	Wood
RV4SBSU-21	Under sink storage shelving system	16-1/2" W X 5" D X 18-1/2" H	17 1/4"	Wood

Grocery Bag Holder

4SPBD Series

Finally! A solution for storing all of those grocery bags! Store them easily in a convenient spot under the sink with this unique product. Features a polymer tray on the top shelf that can be removed for easy cleaning.



<u>Part #</u>	<u>Description</u>	<u>Product Dimensions</u>	<u>Min. Opening</u>	<u>Finish</u>
RV4SPBD-18	Grocery Bag Holder	13 7/8" W x 5" D x 18 5/8" H	13 1/2"	Wood
RV4SPBD-21	Grocery Bag Holder	16 7/8" W x 5" D x 18 5/8" H	16 1/2"	Wood

Door Mount Polyethylene Cutting Board

4DMCB Series

A cut above the rest is this door mounted cutting board available in 15" and 18" widths. The 4DMCB features a stylish wood and chrome support rack and an easy to clean, abrasive resistant, hygienic, non-stick Polyethylene cutting board. Installation is easy with our patented adjustable mounting brackets and 4 included screws.



<u>Part #</u>	<u>Description</u>	<u>Dimensions</u>
RV4DMCB-15P	Door Mount Polyethylene Cutting Board	12 1/4" W x 2" D x 16 1/4" H
RV4DMCB-18P	Door Mount Polyethylene Cutting Board	15 3/4" W x 2" D x 16 1/4" H

Wood Pullout Drawer

4WDB Series

This innovative product by Rev-A-Shelf is designed to add functionality to your base cabinets and is sturdy enough to handle years of use. Features include dovetail construction and veneer plywood for strength and a naturally beautiful finish; simple installation and concealed bottom mount 3/4 extension slides.



<u>Part #</u>	<u>Description</u>	<u>Dimensions</u>
RV4WDB-12	Base 15 Wood Pullout Drawer	11" W x 18 1/2" D x 5 5/8" H
RV4WDB-15	Base 18 Wood Pullout Drawer	14" W x 22 1/2" D x 5 5/8" H

Sink and Base Accessories

Cabinet Security - Rev-A-Lock

RL Series

Introducing the revolutionary peace of mind accessory for any parent or grandparent, the Rev-A-Lock. This security device is one-of-a-kind with powerful magnetic locks that can attach to wood, glass, metal, and particleboard cabinets for a guaranteed safeguard from curious little hands. To open the cabinet, simply hold the magnetic key against the cabinet door to disengage the lock. The RL Series also features a patented unlocking device that allows a disabling of the lock so cabinets can be opened without the key.



Part #	Description	Finish
RVRAL-101-1	Starter Set (5 Locks & 2 Keys)	Polymer
RVRL201	Lock Assembly	Polymer
RVRL202	Magnetic Key	Polymer

Wood Door Storage Trays

4200 Series

Wood has never looked so good or been so versatile. The 4231 Series Wood Storage Trays are ideal for any of your storage needs. The 11", 14" and 20" width trays are available in single or five tray sets and feature a sleek design constructed of beautiful maple with chrome accents. The door storage trays are easy to install with screw-in clips, pegboard clips or mount the trays to 26" or 58" standards with standard clips (sold separately).



Part #	Description	Product Dimensions	Finish
RV4231-11-52	11" Wood Door Storage Tray w/ Screw In Clips	10 3/4"W x 4 1/4"D x 3 5/8"H	Wood
RV4231-14-52	14" Wood Door Storage Tray w/ Screw In Clips	13 3/4"W x 4 1/4"D x 3 5/8"H	Wood
RV4231-20-52	20" Wood Door Storage Tray w/ Screw In Clips	19 3/4"W x 4 1/4"D x 3 5/8"H	Wood
RV6232-26-4528-52	Pair Aluminum Standards & 4 Clips	26" (1473 mm) L	Bright Aluminum
RV6232-58-4528-52	Pair Aluminum Standards & 10 Clips	58" (1473 mm) L	Bright Aluminum

Rattan Baskets with Rails

4WB Series

The perfect storage solution for fruits and vegetables, these superior quality rattan baskets are now available in three sizes to fit a variety of cabinet applications. The 4WB Series include one basket, two side mount rails and one plastic liner.



Part #	Description	Product Dimensions
RV4WB-15I	Base 15 Rattan Basket, Polymer Liners with Rails	11-1/4" W x 21-1/4" D x 7-3/8" H
RV4WB-18I	Base 18 Rattan Basket, Polymer Liners with Rails	14-1/4" W x 21-1/4" D x 7-3/8" H
RV4WB-320I	320 mm Rattan Basket, Polymer Liners with Rails	12-5/8" W x 17-3/4" D x 7-3/8" H
RV4WB-420I	420 mm Rattan Basket, Polymer Liners with Rails	16-9/16" W x 17-3/4" D x 7-3/8" H
RV4WB-520I	520 mm Rattan Basket, Polymer Liners with Rails	20-1/2" W x 17-3/4" D x 7-3/8" H

Static Rattan Baskets

4WB Series

Increase functionality while enhancing kitchen design with Rev-A-Shelf's Static Rattan Baskets. Attractive and practical, the various basket sizes offer endless storage options and feature 100% cotton off-white cloth liners.



Part #	Description	Product Dimensions
RV4WB-1419-52	Static Rattan Basket	14-1/2" W x 19-1/4" D x 11-1/4" H
RV4WB-1723-52	Static Rattan Basket	17-1/2" W x 22-3/4" D x 11-1/4" H
RV4WB-421-4	Static Rattan Basket	4-1/2" W x 21-1/4" D x 4-1/2" H

Maverick Hardware

Sink and Base Accessories

Section D-1: Rev-A-Shelf

Base Cabinet Fillers

432 Series

Create a functional storage space behind those decorative panels with this base filler cabinet. Rev-A-Shelf didn't just create another organizer...they created the whole cabinet that transforms decorative filler into useful storage pullouts. The 432 is available for 3", 6" and 9" base cabinet applications and features adjustable shelves with chrome rails, full-extension ball bearing slides, and our three slide design provides for the most stable function on the market.



<u>Part #</u>	<u>Description</u>	<u>Product Dimensions</u>
RV432-BF-3C	3" Filler Organizer	3" W x 23" D x 30" H
RV432-BF-6C	6" Filler Organizer	6" W x 23" D x 30" H
RV432-BF-9C	9" Filler Organizer	9" W x 23" D x 30" H

Base Cabinet Fillers

434 Series

Now everyone can utilize and personalize the space wasted behind decorative fillers with this ground-breaking storage option. Rev-A-Shelf didn't just create another organizer...they created the whole cabinet that transforms decorative fillers into storage pullouts. The fillers feature full-extension ball bearing slides, black accessory hooks and pegs and magnetic grade stainless steel panel that provide endless storage customization from storing pots and pans, cleaning accessories, various cooking utensils, keys, craft supplies and much, much more. Our three slide design provides for the most stable function on the market.



<u>Part #</u>	<u>Description</u>	<u>Finish</u>
RV434-BF-3SS	3" Filler Organizer	Wood
RV434-BF-6SS	6" Filler Organizer	Wood
RV434-D3-5	3" Double Hook	Rubberized Black
RV434-D6-5	6" Double Hook	Rubberized Black
RV434-MB-KIT	Message Board	White
RV434-MULTI-5	5-Hole Rack	Rubberized Black
RV434-PEG3-6	3" Peg	Rubberized Black
RV434-PEG6-6	6" Peg	Rubberized Black
RV434-S3-5	3" Single Hook	Rubberized Black
RV434-S6-5	6" Single Hook	Rubberized Black



Base Cabinet Fillers

433 Series

Now you can have the best of both worlds with Rev-A-Shelf's innovative 433 Series. The 433 is designed to turn the wasted space behind decorative fillers into functional storage and features full-extension ball bearing slides, adjustable 2 3/4" W shelves with chrome accents and a magnetic grade stainless steel panel that comes with an array of accessory hooks so you can customize your storage needs. We didn't just create another organizer...we created the whole cabinet that transforms decorative fillers into storage pullouts. Additional accessory hooks can be purchased separately.



<u>Part #</u>	<u>Description</u>	<u>Product Dimensions</u>
RV433-BF-9C	9" Filler Organizer	9" W x 23" D x 30" H

Sink and Base Accessories

Tray Divider/ Foil Wrap Holder

447 Series

Baking storage has never been more versatile than with the 447 Pullout Organizer. Designed for 9" and 12" base cabinets, these organizers feature two compartments for storing baking sheets and platters and the removable center racks allow you the ability to store larger platters and bake ware if desired. The unit is made from maple and glides on our patented "tri-slides" for stability. Door mounting is a breeze with our patented door mount brackets that provide up to 5 inches of flexibility for trouble free installation on any door style.



<u>Part #</u>	<u>Description</u>
RV447-BC-5C	5" Foil Wrap Holder/ Tray Divider
RV447-BC-8C	8" Foil Wrap Holder/ Tray Divider

Pullout Base Organizer

448 Series

Designed for full-height base cabinets, these beautiful base organizers feature adjustable shelves with chrome rails to help keep everything in its place. Made from maple with a UV clear coat finish to match any kitchen decor. Units glide on our patented "tri-slides" which minimize any side-to-side motion and provide complete stability when pulled out of the cabinet. Door mounting is easy with our patented door mount brackets that provide up to 5 inches of flexibility for trouble-free installation on any door style. Designed for 9", 12", 15" full height face frame base cabinets, and 9" full height frameless cabinets.



<u>Part #</u>	<u>Description</u>	<u>Product Dimensions</u>
RV448-BC-5C	Base Organizer	22.47" W x 5" D x 25.48" H
RV448-BC19-5C	Base Organizer (19" depth)	5" W x 19" D x 25 1/2" H
RV448-BC-6C	Frameless Organizer	22.47" W x 6.5" D x 25.48" H
RV448-BC-8C	Base Organizer	7.95" W x 22.47" D x 25.48" H
RV448-SR8-1	Spice Rack for Above	7" W x 21" D x 4 7/8" H
RV448-BC19-8C	Base Organizer (19" depth)	8" W x 19" D x 25 1/2" H
RV448-BC-11C	Base Organizer	22.47" W x 11" D x 25.48" H
RV448-SR11-1	Spice Rack for Above	10" W x 21" D x 4 7/8" H
RV448-BC-14C	Base Organizer	22.47" W x 14" D x 25.48" H

Pull-out Base Organizer

444 Series

Introducing the Wood Classic Pullout Organizer, designed for full-height Base 12" cabinets, this beautiful wood pullout with chrome accents features a magnetic grade stainless steel panel and an array of accessory hooks for ideal customization for your storage needs. The 444 also features patented door mount brackets that allow up to 5 inches of flexibility for trouble-free installation on any door style and our patent pending "tri-slides" that minimizes any side-to-side motion and provide complete stability when pulled out of the cabinet. Additional accessory hooks can be purchased separately.



<u>Part #</u>	<u>Description</u>	<u>Product Dimensions</u>
RV444-BC-8SS	Base organizer w/stainless steel panel	8" W x 22-1/2" D x 25-1/2" H

Maverick Hardware

Sink and Base Accessories

Section D-1: Rev-A-Shelf

Base Wood Swing-Out Pantry

4WP Series

Rev-A-Shelf introduces the 4WP Series Swing-Out Wood Pantry System. Created for 36" full height base cabinets (also available for 36" pantry cabinets) the series features amenities the competitors just don't offer from an industrial piano hinge, adjustable inside door and pantry shelves with chrome rails, to the customization flexibility of being able to add or remove stylish chrome bars to the top of the units for additional shelf space on both doors and swing-out pantry. The solid construction consists of 1/2" maple that has a UV-cured, clear finish to ensure a beautiful match to any cabinet. The complete kit includes two swing-out units and two door storage units with patented door mount brackets.



<u>Part #</u>	<u>Description</u>	<u>Dimensions</u>
RV4WBP18-25-KIT	2-25" swing out pantries	--
RV4WBBDP18-25	25" Pantry Door Unit (w/Hardware) Single	12"W x 4"D x 25"H
RV4WBSP18-25	25" Swing Out Pantry (w/Hardware) Single	12"W x 7 1/2"D x 25"H

Two-Tier Base Organizer

548 Series

Keep 2 liter bottles stored in this easy-to-reach base pullout. the 548-06 Base Organizer is designed for Base 9" cabinets and features universal brackets for right or left hand mounting, ball-bearing slides and a door mountable chrome frame. Chrome finish.



<u>Part #</u>	<u>Description</u>	<u>Dimensions</u>
RV548-06CR	Two-Tier Base Organizer	5-1/2" W x 19-3/4" D x 19-1/2" H

Two-Tier Base Organizer

5432 Series

Turn that small space found in a Base 9 cabinet into a useful storage area with this modern two shelf pullout. With aluminum shelves and chrome rails, this sleek organizer features a bottom bracket and an adjustable side mount bracket to provide unparalleled stability. The 5432-05CR has a door mountable frame and comes with full-extension soft-close slides.



<u>Part #</u>	<u>Description</u>	<u>Dimensions</u>
RV5432-05CR	Two-Tier Base Organizer	5 3/4" W x 22 1/4" D x 23 1/8" H

Chrome Blind Corner Optimizer

5PSP CR Series

This Non-Handed 5PSP Series maximizes space in blind corner cabinets while allowing the user full accessibility to the entire unit. The unit is easy to assemble and now installs for either left or right-handed applications. This chrome blind corner optimizer fits most 45" blind corner cabinets and features chrome accents, ball bearing slides, and heavy-duty materials making it functional, reliable and stylish. Bring organization to your fingertips, with the 5PSP Series and see how Rev-A-Shelf is changing the way you think about cabinet organization.



<u>Part #</u>	<u>Description</u>	<u>Dimensions</u>
RV5PSP15-CR	Blind Corner Optimizer	26 1/4" W x 20 1/4" D x 21" H

Sink and Base Accessories

Premiere Blind Corner Kit

5207 Series

Maximize space in blind corner cabinets with the Premier Blind Corner Ssystem. The 5207 Series has two large and two small chrome plated baskets with a first rate soft-close slide and pivot system that provides easy access to the hard to reach areas hidden in the back of the cabinet. It features universal door mounting hardware for left or right hand applications, better packaging with fewer parts and easy to follow installation instructions. Dimensions: 16-1/4 min opening, 23-1/4 min height, 28" max height 20-1/2 min inside depth, 34" min inside width



Part #	Description
RV5207-CR	Pivot-Out Blind Corner Kit

Chrome Pullout Pantry

5200 CR Series

Enhance functionality and preserve a stylish image with the Chrome Pullout Pantry. The 5200 CR Series is available in a plentiful selection of sizes and is designed on the 450 lbs. rated slide system for a quiet glide out function. This Premiere accessory features micro-adjustment door mounting brackets and top and bottom slide covers for a finished look. The chrome pullout pantries are kit packaged with frame, baskets and door mounting brackets in one carton.



Part #	Description	Basket Width	Frame Height	Overall Depth
RV5225-09-CR	3 baskets/2 door mount brackets	8-7/8"	26-3/8" – 35"	20"
RV5225-14-CR	3 baskets/2 door mount brackets	14-3/4"	26-3/8" – 35"	20"
RV5225-16-CR	3 baskets/2 door mount brackets	16-3/4"	26-3/8" – 35"	20"
RV5225-20-CR	3 baskets/2 door mount brackets	20-5/8"	26-3/8" – 35"	20"

Premiere Undersink Pullout

5486 Series

The 5486 Series Undersink Pullout offers a unique U-shaped design created specifically to fit around obtrusive plumbing under the kitchen sink. This chrome wire pullout features soft-close full-extension slides and bottom mount brackets.



Part #	Description	Dimensions
RV5486-34CR	Undersink Pullout	33" W x 18-1/4" D x 5-1/2" H

Dinnerware Organizer

5390 Series

Keep dishes safe and easily accessible with Rev-A-Shelf's Dinnerware Organizer. This beautiful Italian design is the latest in cabinet convenience featuring heavy-duty chrome wire coated in Crominox, a transparent epoxy that provides a protective barrier between the chrome wire and the stored items while reducing the clanging noise normally associated with metal baskets. The 5390 Series is available in two sizes and features bottom and side mount brackets, full-extension, soft-close Quadro slides and door mount brackets.



Part #	Description	Dimensions
RV5390-21CR	Pullout Dinnerware Organizer	20-1/8" W x 22" D x 7" H
RV5390-33CR	Pullout Dinnerware Organizer	32-1/8" W x 22" D x 7" H

Maverick Hardware

Sink and Base Accessoires

Premiere Chrome Pullout Shelves

5330 Series

The essential cabinet organizer, Rev-A-Shelf's chrome pullout shelves combine convenience, organization and class into one trouble-free accessory. The 5330 Series is available in four sizes and features soft close, full-extension, ball bearing, Quadro slides with side and bottom mount brackets and adjustable door mount brackets.



<u>Part #</u>	<u>Description</u>	<u>Dimensions</u>
RV5330-12CR	Bottom/side/door mount pull-out basket	11-1/8" W x 22" D x 4-3/4" H
RV5330-15CR	Bottom/side/door mount pull-out basket	14-1/8" W x 22" D x 4-3/4" H
RV5330-21CR	Bottom/side/door mount pull-out basket	20-1/8" W x 22" D x 4-3/4" H
RV5330-33CR	Bottom/side/door mount pull-out basket	32-1/8" W x 22" D x 4-3/4" H

Chrome Basket Dividers

5-Div Series

Customize your Premiere Rev-A-Shelf basket with chrome dividers. The 5-DIV Series can be cut to fit numerous applications to form subdivided compartments. The Chrome Basket Dividers include five arms and ten fastening clips for the following:



5498 Series	5527-CR
5330-36CR	5PD Series
5207 Series	5200 Series

<u>Part #</u>	<u>Description</u>	<u>Dimensions</u>
RV5DIV-CR	5 chrome arms w/10 fastening clips	21-1/4" L x 1/4" Dia

Cookware Organizer

5389 Series

Find pots, pans and lids in seconds with Rev-A-Shelf's Cookware Organizer. This beautiful Italian design is built from heavy-duty chrome wire and finished in Crominox, a transparent epoxy that provides a protective covering and reduces the noise associated with wire baskets. The 5389 Series is available in two sizes and features bottom and side mount brackets, full-extension, soft-close Quadro slides and door mount brackets.



<u>Part #</u>	<u>Description</u>	<u>Dimensions</u>
RV5389-21CR	Pull-out cookware organizer	20-1/8" W x 22" D x 9-1/2" H
RV5389-33CR	Pull-out cookware organizer	32-1/3" W x 22" D x 9-1/2" H
RV5389-CR	Cookware organizer drop-in	17-1/2" W x 12" D x 8-3/4" H

Premiere Bottom Mount Baskets

5498 Series

There's no need to fumble around those bottom kitchen cabinets any longer thanks to Rev-A-Shelf's Premiere Bottom Mount Chrome Basket. Open the cabinet and the 5498 pullout basket smoothly slides out for spacious storage of any kitchen item. Better yet, attach the chrome pullout basket to the cabinet door for an easy one-step process. The 5498 Series is available in both 14 1/2" and 20 1/2" widths and features aluminum full-extension, soft-close slides.



<u>Part #</u>	<u>Description</u>	<u>Dimensions</u>
RV5498-15CR	Bottom mount pull-out basket	14-1/2" W x 22" D x 10" H
RV5498-21CR	Bottom mount pull-out basket	20-1/2" W x 22" D x 10" H
RV5345-DM-KIT-52	Door Mounting Extenders	---

Sink and Base Accessories

Premiere Baskets w/2 Liter Rack

5527 Series

Designed for Base 18" and Base 24" cabinets, this storage saver has four wire rings in the bottom basket that holds 2 liters snugly in place. The 5527 features two chrome baskets, bottom mount brackets, aluminum full-extension, soft-close slides and adjustable door mounting brackets.



<u>Parts #</u>	<u>Description</u>	<u>Dimensions</u>
RV5527-15CR	Bottom mount pull-out baskets	14-1/2" W x 22" D x 19-1/4" H
RV5527-21CR	Bottom mount pull-out baskets	20-1/2" W x 22" D x 19-1/4" H
RV5345-DM-KIT-52	Door Mounting Extenders	---

Heavy-Duty Mixer Lift

RAS-ML-HDCR Series

With design flexibility in mind, the heavy-duty chrome mixer lift can be attached to any custom made shelf and therefore will fit all cabinet sizes allowing a perfect match to your counter top or interior cabinet. Revered as the "best in the industry", the RAS-ML-HDCR features built-in shock dampeners, adjustable spring tension and holds appliances up to 60 lbs.



<u>Part #</u>	<u>Description</u>
RVRAS-ML-HDCR	Heavy Duty Mixer Lift



Tall & Pantry Accessories

Pantry Cabinet Shelves

6065 Series

These pantry sets include 5 polymer full circle shelves with an independent rotating system. The full circle shelves are available in 16" and 18" diameters and can also be special ordered in 20", 24", and 32" diameters to fit any cabinet application. Available in either white or almond color.

Contains: **6065** (5) shelves, (4) collar assemblies, telescoping shaft 9 1/4" (235mm) upper and 52 1/2" (1334mm) lower assembly to accommodate 56" – 62" (1423mm – 1575 mm) inner cabinet height and mounting hardware.



<u>Part #</u>	<u>Description</u>	<u>Dimension</u>
RV6065-16-11-52	5 Shelf Full-Circle Set	16" diameter
RV6065-18-11-52	5 Shelf Full-Circle Set	18" diameter

Maverick Hardware

Tall and Pantry Accessories

Section D-1: Rev-A-Shelf

Pantry Cabinet Shelves

6265 Series

These pantry sets include 5 polymer D-shaped shelves with an independent rotating system. The D-Shaped shelves are available in 22" diameters.

Contains: 6265 (5) shelves, w/ (5) positioning base assemblies and telescoping shaft to accommodate 56" – 62" (1423mm – 1575 mm) inner cabinet height and mounting hardware.



<u>Part #</u>	<u>Description</u>	<u>Dimension</u>
RV6265-22-11-52	5 shelf D-shape set	22" diameter
RV6232-58-4528-52	Pair Standards & 10 Clips	58" L
RV6235-20-11-52	5 Door Storage Trays	19 3/4"W x 4 1/4"D x 3 9/16"H

Wood D-Shaped Pantry Sets

4265 Series

Our 22" D-Shape Wood Lazy Susan also comes in a 5 shelf set designed for pantry/ tall cabinet applications. These durable wood shelves are made from a 5/8" thick high-density multi-ply shelf with a 1" high solid wood rim and is protected with a UV-cured clear coat finish. The 4235 Series Wood Storage Trays are ideal for any of your storage needs. The 11", 14" and 20" width trays feature a sleek design constructed of beautiful maple with chrome accents. The door storage trays are easy to install on 26" or 58" standards with standard clips (sold separately).



<u>Part #</u>	<u>Description</u>	<u>Dimension</u>
RV4265-22-52	5 shelf D-shape set	22" diameter
RV4235-11-5	11" Wood Door Storage Tray w/Screw In Clips	10 3/4"W x 4 1/4"D x 3 5/8"H
RV4235-14-5	14" Wood Door Storage Tray w/Screw In Clips	13 3/4"W x 4 1/4"D x 3 5/8"H
RV4235-20-5	20" Wood Door Storage Tray w/Screw In Clips	19 3/4"W x 4 1/4"D x 3 5/8"H
RV6232-26-4528-52	Pair Aluminum Standards & 4 Clips	26" L
RV6232-58-4528-52	Pair Aluminum Standards & 10 Clips	58" L

Chef's Roll-Out Pantry with Door Storage

5222 Series

The state-of-the-art Chef's Roll-Out Pantry organizer features a swing-out frame with 20 large interior chrome baskets, pivot-sliding hardware, 2 sets of door storage standards and 10 door mount baskets with fasteners.



<u>Part #</u>	<u>Description</u>	<u>Dimensions</u>
RV5222-21CR	Chef's roll-out pantry	34" W x 21-1/2" D x 49-1/4" – 52-1/4" H
RV5222-DSCR	5 Door Storage Baskets and 2 Standards	12 3/8"W x 2 3/4"D x 2 3/8"H

Tall and Pantry Accessories

Walk-in Pantry Cabinet Lazy Susan

Polymer

These pantry sets include 5 polymer shelves with an independent rotating system. The shelves are available in 18", 20" or 24" diameters.

Contains: (5) shelves w/ (5) positioning base assemblies, mounting flange and jack screw – Shaft sold separately

Notes: 1" (26mm) diameter shaft system



Part #	Description	Dimension
RV6265-20-11-50	5 Shelf D-Shape Set (no post)	20" Diameter
RV6465-18-11-50	5 Shelf Kidney Shape Set (no post)	18" Diameter
RV6465-24-11-50	5 Shelf Kidney Shape Set (no post)	24" Diameter
RV6370-96-7008-26-52	70 1/2" Shaft with Bushing	70-1/2" Diameter
RV6221-20-11-52	Single Shelf D-Shape Tray	20" Diameter
RV6421-18-11-52	Single Shelf Kidney Shape Tray	18" Diameter
RV6421-24-11-52	Single Shelf Kidney Shape Tray	24" Diameter

Walk-In Pantry Cabinet Lazy Susan

Wood

These pantry sets include 5 wood shelves with an independent rotating system. The shelves are available in 20" or 24" diameters.

Contains: (5) shelves, w/ (5) positioning base assemblies, mounting flange and jack screw (Shaft sold separately)

Notes: 1" (26mm) diameter shaft system



Part #	Description	Dimensions
RV4265-20-50	5 Shelf D-Shape Set (no post)	20" Dia.
RV1VS265-20-11-50	5 Shelf D-Shape Set (Vineyard, no post)	20" Dia.
RV4465-24-50	5 shelf kidney shape set (no post)	24" Dia.
RV6370-96-7008-26-52	70 1/2" Shaft with Bushing	70 1/2" L
RV4WLS221-20-52	Single Shelf D-Shape Set	20" Dia.
RV1VS20DLSF-BS22	Single Shelf D-Shape Set (Vineyard)	20" Dia.
RV4WLS421--24-52	Single Shelf Kidney Shape Set	24" Dia.

Wood Swing-Out Pantry

4WP Series

Rev-A-Shelf introduces the 4WP Series Swing-Out Wood Pantry System. Created for both Base and Tall 36" Pantry cabinets, the series features amenities the competitors just don't offer: From an industrial piano hinge, adjustable inside door and pantry shelves with chrome rails, to the flexibility of being able to add or remove stylish chrome bars to the top of the units for additional shelf space on both doors and swing-out pantry. The solid construction consists of 1/2" maple that has a UV-cured, clear finish to ensure a beautiful match to any cabinet. The complete kit includes two swing-out units and two door storage units with adjustable mounting brackets.



Part #	Description	Dimension
RV4WBDP18-25	25" Pantry Door Unit (w/hardware) single	12" W x 4" D x 25" H
RV4WDP18-45	45" pantry door unit (w/hardware) single	12" W x 4" D x 45" H
RV4WDP18-51	51" pantry door unit (w/hardware) single	12" W x 4" D x 51-1/4" H
RV4WDP18-57	57" pantry door unit (w/hardware) single	12" W x 4" D x 57" H
RV4WBP18-25-KIT	25" Swing out Pantry Kit	(2) 4WSP18-25 & (2) 4WBDP18-25
RVWP18-45-KIT	45" swing out pantry kit	(2) 4WDP18-45 & (2) 4WSP18-45
RV4WP18-51-KIT	51" swing out pantry kit	(2) 4WSP18-51 & (2) 4WDP18-51
RV4WP18-57-KIT	57" swing out pantry kit	(2) 4WDP18-57 & (2) 4WSP18-57
RV4WBSP18-25	25" Swing Out Pantry (w/hardware) Single	12" W x 7 1/2" D x 25" H
RV4WSP18-45	45" swing out pantry (w/hardware) single	12" W x 7-1/2" D x 45" H
RV4WSP18-51	51" swing out pantry (w/hardware) single	12" W x 7-1/2" D x 51-1/4" H
RV4WSP18-57	57" swing out pantry (w/hardware) single	12" W x 7-1/2" D x 57" H

Maverick Hardware

Tall and Pantry Accessories

Tall Filler Organizers

432 Series

Create a pantry behind those decorative panels with these Tall 432 fillers. Available for 6" applications, the 432TF Series comes in 39" and 45" heights and can be used alone or in conjunction with others to meet our 84", 90", or 96" height requirements. A beautiful addition to any kitchen; each unit features adjustable shelves (5 for the 39", and 6 for the 45") with chrome rails, 150 lb. full-extension ball bearing slides, mounting brackets and our three-slide design that provides for the most stable function on the market. Made from maple with a UV clear coat finish to match any kitchen decor.



Part #	Description	Dimensions
RV432-TF39-6C	39" Tall Filler Organizer	6"W x 23"D x 38 1/2"H
RV432-TF45-6C	45" Tall Filler Organizer	6"W x 23"D x 44 1/2"H

Tall Stainless Filler Organizers

432 Series

Functional storage space is waiting behind those decorative panels with these Tall 434 fillers. Available for 6" applications this filler comes in 39" and 45" heights and can be used alone or in conjunction with others to meet your 84", 90", or 96" height requirements. Now customization and style is yours with the 434's magnetic grade stainless steel panel, chrome accents and array of accessory hooks. The 434TF also features 150 lb. full-extension ball bearing slides, mounting brackets and our three-slide design that provides for the most stable function on the market.



Part #	Description	Dimensions
RV434-TF39-6SS	39" Tall Filler Organizer (Left Handed)	6"W x 23"D x 38 1/2"H
RV434-TF39R-6SS	39" Tall Filler Organizer (Right Handed)	6"W x 23"D x 44 1/2"H
RV434-TF45-6SS	45" Tall Filler Organizer (Left Handed)	6"W x 23"D x 44 1/2"H
RV434-TF45R-6SS	45" Tall Filler Organizer (Right Handed)	6"W x 23"D x 44 1/2"H

Chrome Pullout Pantry

5200 CR Series

Enhance functionality and preserve a stylish image with the Chrome Pullout Pantry. The 5200 CR Series is available in a plentiful selection of sizes and is designed on the 450 lbs. rated slide system for a quiet glide out function. This Premiere accessory features micro-adjustment door mounting brackets and top and bottom slide covers for a finished look. The chrome pullout pantries are kit packaged with frame, baskets and door mounting brackets in one carton.



Utility Cabinet Pullout Pantry

Part #	Description	Basket Width	Frame Height	Depth
RV5225-09-CR	3 baskets/2 door brackets	8-7/8"	26 3/8" - 35"	20"
RV5225-14-CR	3 baskets/2 door brackets	14-3/4"	26 3/8" - 35"	20"
RV5225-16-CR	3 baskets/2 door brackets	16 3/4"	26 3/8" - 35"	20"
RV 5225-20-CR	3 baskets/2 door brackets	20 5/8"	26 3/8" - 35"	20"

Utility Cabinet Pullout Pantry

Part #	Description	Basket Width	Frame Height	Depth
RV5243-09N-CR	4 baskets/2 door brackets	8-7/8"	43-3/8" - 50-3/4"	20"
RV5243-14N-CR	4 baskets/2 door brackets	14-3/4"	43-3/8" - 50-3/4"	20"
RV5243-20N-CR	4 baskets/2 door brackets	20-5/8"	43-3/8" - 50-3/4"	20"
RV5250-09-CR	4 baskets/2 door brackets	8-7/8"	50-3/4" - 58-1/4"	20"
RV5250-14-CR	4 baskets/2 door brackets	14-3/4"	50-3/4" - 58-1/4"	20"
RV5250-20-CR	4 baskets/2 door brackets	20-5/8"	50-3/4" - 58-1/4"	20"
RV5258-09-CR	5 baskets/ 3 door brackets	8-7/8"	58-1/4" - 65-3/4"	20"
RV5258-14-CR	5 baskets/ 3 door brackets	14-3/4"	58-1/4" - 65-3/4"	20"
RV5258-20-CR	5 baskets/ 3 door brackets	20-5/8"	58-1/4" - 65-3/4"	20"
RV5273-04-CR	6 baskets/4 door brackets	4"	73 5/8 - 80 3/4"	20"
RV5273-09-CR	6 baskets/4 door brackets	8-7/8"	73-5/8" - 80-3/4"	20"
RV5273-14-CR	6 baskets/4 door brackets	14-3/4"	73-5/8" - 80-3/4"	20"
RV5273-20-CR	6 baskets/4 door brackets	20-5/8"	73-5/8" - 80-3/4"	20"



Drawer Accessories



Drawer Accessories



Rolling Tray System

RT Series

Increase space in kitchen drawers with Rev-A-Shelf's unique Rolling Tray System. This versatile two-tier tray set is available in a wide selection of sizes and can be trimmed to accommodate any drawer dimension. The RT Series is made of heavy gauge polystyrene with a high-gloss finish and features a removable rolling cutlery tray.

<u>Part #</u>	<u>Description</u>	<u>Dimensions</u>
RVRT10-3FWH	Shallow/full tray system	8-3/4" W x 21-1/4" D x 3-1/8" H
RVRT10-3HWH	Shallow/half tray system	8-3/4" W x 16-3/4" D x 3-1/8" H
RVRT10-4FWH	Deep/full tray system	8-3/4" W x 21-1/4" D x 4-1/8" H
RVRT10-4HWH	Deep/half tray system	8-3/4" W x 16-3/4" D x 4-1/8" H
RVRT12-3FWH	Shallow/full tray system	11-3/4" W x 21-1/4" D x 3-1/8" H
RVRT12-3HWH	Shallow/half tray system	11-3/4" W x 16-3/4" D x 3-1/8" H
RVRT12-4FWH	Deep/full tray system	11-3/4" W x 21-1/4" D x 4-1/8" H
RVRT12-4HWH	Deep/half tray system	11-3/4" W x 16-3/4" D x 4-1/8" H
RVRT14-3FWH	Shallow/full tray system	14-3/4" W x 21-1/4" D x 3-1/8" H
RVRT14-3HWH	Shallow/half tray system	14-3/4" W x 16-3/4" D x 3-1/8" H
RVRT14-4FWH	Deep/full tray system	14-3/4" W x 21-1/4" D x 4-1/8" H
RVRT14-4HWH	Deep/half tray system	14-3/4" W x 16-3/4" D x 4-1/8" H
RVRT18-3FWH	Shallow/full tray system	17-3/4" W x 21-1/4" D x 3-1/8" H
RVRT18-3HWH	Shallow/half tray system	17-3/4" W x 16-3/4" D x 3-1/8" H
RVRT18-4FWH	Deep/full tray system	17-3/4" W x 21-1/4" D x 4-1/8" H
RVRT18-4HWH	Deep/half tray system	17-3/4" W x 16-3/4" D x 4-1/8" H

Notes: All utility trays are trimmable to 16 3/4" depth. *See chart below*

F – FULL TRAY SYSTEMS:

Back of drawer box must be cut down to allow the top of tray to roll back

<u>Part #</u>	<u>Tray Size</u>	<u>Minimum Trim</u>
RT-10-*F	11 3/4" x 21 1/4" (300 mm x 540 mm)	8 3/4" x 21 1/4" (225 mm x 540 mm)
RT-12-*F	14 1/4" x 21 1/4" m" (370 mm x 540 mm)	11 3/4" x 21 1/4" (300 mm x 540 mm)
RT-14-*F	17 3/4" x 21 1/4" (450 mm x 540 mm)	17 3/4" x 21 1/4" (375 mm x 540 mm)
RT-18-*F	21 3/4" x 21 1/4" (555 mm x 540 mm)	17 3/4" x 21 1/4" (450 mm x 540 mm)

H - HALF TRAY SYSTEMS:

No need to modify drawer box. Cut to fit bottom tray to existing drawer dimensions

<u>Part #</u>	<u>Tray Size</u>	<u>Minimum Trim</u>
RT-10-*H	11 3/4" x 21 1/4" (300 mm x 540 mm)	8 3/4" x 16 3/4" (225 mm x 426 mm)
RT-12-*H	14 1/4" x 21 1/4" (370 mm x 540 mm)	11 3/4" x 16 3/4" (300 mm x 426 mm)
RT-14-*H	17 3/4" x 21 1/4" (450 mm x 540 mm)	17 3/4" x 16 3/4" (375 mm x 426 mm)
RT-18-*H	21 3/4" x 21 1/4" (555 mm x 540 mm)	17 3/4" x 16 3/4" (450 mm x 426 mm)



Maverick Hardware

Drawer Accessories

Cutlery Trays

CT/GCT Series

Get rid of cluttered drawers with Rev-A-Shelf's Cutlery Trays. The CT/GCT Series is available in four styles and four size variations with rubberized polystyrene to allow easy trimming for a perfect fit in any drawer. This single drawer insert is available in glossy or textured finish and white, almond or metallic silver colors.



<u>Part #</u>	<u>Description</u>	<u>Tray Dimensions</u>	<u>Min Trim Dimensions</u>
RVCT-1WH	White Cutlery tray	11-1/2" W x 21-1/4" D	8-5/8" W x 17-3/4" D
RVCT-4WH	White Cutlery tray	21-7/8" W x 21-1/4" D	18-5/8" W x 17-3/4" D
RVCT-2WH	White Cutlery tray	14-1/4" W x 21-1/4" D	11-5/8" W x 17-3/4" D
RVCT-3WH	White Cutlery tray	17-1/2" W x 21-1/4" D	14-3/4" W x 17-3/4" D

Utility Trays

UT Series

Arrange utensils in the kitchen drawer with the Rev-A-Shelf Utility Tray. The UT Series is available in four styles and four size variations with rubberized polystyrene to allow easy trimming for a perfect fit in any drawer. This single drawer insert is available in glossy or textured finish.



<u>Part #</u>	<u>Description</u>	<u>Tray Dimensions</u>	<u>Min Trim Dimensions</u>
RVUT-10WH	White Utility Trays	11-1/2" W x 21-1/4" D	8-5/8" W x 17-3/4" D
RVUT-12WH	White Utility Trays	14-1/4" W x 21-1/4" D	11-5/8" W x 17-3/4" D
RVUT-15WH	White Utility Trays	17-1/2" W x 21-1/4" D	14-3/4" W x 17-3/4" D
RVUT-18-WH	White Utility Trays	21-7/8" W x 21-1/4" D	18-3/8" W x 17-3/4" D

Universal Spice Trays

ST50 Series

Keep spices conveniently stored in a drawer by the stove with Rev-A-Shelf's Universal Spice Trays. With a tiered configuration for total organization and easy access, the Universal Spice Tray is available in 50" x 20" size that can be trimmed for a perfect fit in any drawer. The ST50 Series is offered in glossy or textured finish. Universal Spice Trays are best utilized with 22" full-extension slides for maximum accessibility.



<u>Part #</u>	<u>Description</u>	<u>Dimensions</u>	<u>Min. Trim</u>
RVST50-21W-52	Spice tray	50" x 21" D	Any size

Individual Spice Drawer Insert

ST2 Series

A smaller version of the ST50, this Individual Spice Drawer Insert is available in a 16" x 21 1/4" size that can also be trimmed to fit. The ST2 Series holds spices securely in place and is available in a glossy white finish.



<u>Part #</u>	<u>Description</u>	<u>Dimensions</u>	<u>Min. Trim</u>
RVST-2GW-52	Spice Tray Insert	16"W x 21 1/4"D x 2 3/8"H	11 3/8"W x 15 1/2"D

Drawer Accessories

Bread Drawer Cover

BDC Series

The BDC Series is available in white, almond, or translucent finishes and two sizes that can be trimmed to accommodate any drawer dimension. The Bread Drawer Cover Kit contains a one-piece cover with molded in handle and rear stop, adjustable sliding rails and mounting screws.



<u>Part #</u>	<u>Description</u>	<u>Max Dimensions</u>	<u>Min Dimensions</u>
RVBDC200-11	White Bread Drawer Cover Kit	16-3/4" W x 21-3/4" L	11-5/8" W x any length
RVBDC200-20	Clear Bread Drawer Cover Kit	16-3/4" W x 21-3/4" L	11-5/8" W x any length
RVBDC24-11	White Bread Drawer Cover Kit	20-1/8" W x 21-3/4" L	16-1/16" W x any length
RVBDC24-20	Clear Bread Drawer Cover Kit	20-1/8" W x 21-3/4" L	16-1/16" W x any length

Vanity Drawer Organizers

COS/COSK Series

Organize make-up in an orderly fashion with the Cosmetic Drawer Organizer. The COS/COSK Series is a single cut-to-size tray system that features an optional 6" or 9" rolling top tray for exceptional storage capacity. The rolling top tray glides side-to-side utilizing tracks molded into the base and is easily removable for cleaning or access to the tray below.



<u>Part #</u>	<u>Description</u>	<u>Dimensions</u>
RVCOS-18W-52	White base cosmetic tray	14-3/4" W x 21-7/8" D x 1-7/8" H
RVCOS-22W-52	White base cosmetic tray	21-3/4" W x 21-7/8" D x 1-7/8" H
RVCOSK-18	Base cosmetic tray w/6" top rolling tray	5-7/8" W x 12-13/16" D x 1-1/2" H
RVCOSK-22	Base cosmetic tray w/6" & 9" top rolling trays	8-3/4" W x 12-13/16" D x 1-1/2" H

Entertainment Center Organizers

370 Series

Arrange DVDs, VHS tapes, CDs and more with Rev-A-Shelf's flexible storage rails. The 370 Series is made of durable black polystyrene that affixes to any drawer bottom or shelf surface.



<u>Part #</u>	<u>Description</u>	<u>Dimensions</u>
RV370	Cassettes & DVD storage rails	1-1/2" W x 12-1/2" D x 1-9/16" H
RV371	VCR tapes storage rails	1-1/2" W x 12-1/2" D x 1-9/16" H
RV372	Compact Disc storage rails	1-1/2" W x 12-1/2" D x 1-9/16" H

Two-Tier File Drawer System

RAS-FD Kit

Turn your standard height base 18 drawer/door cabinet into a two tier file drawer with our file drawer kit. This unique kit features full-extension ball bearing slides and heavy-duty chrome plated rails that hold both letter and legal folders. The bottom, side, and rear mounting was designed on the same platform as our successful 5WB2 Series wire baskets. Providing you the sturdiness you expect and easy installation.



<u>Part #</u>	<u>Description</u>	<u>Dimensions</u>	<u>Finish</u>
RVRAS-FD-KIT	Two-Tier File Drawer System	14 3/4"W x 19 3/4"-24"D x 22 5/8"H	Chrome
RVRAS-DM-FDKIT	Door Mounting Kit - Two Pair for Both Tiers		Silver

Maverick Hardware

Drawer Accessories

Section D-1: Rev-A-Shelf

File Drawer System

RAS-FD Series

Organize recipes, coupons, bills and more with Rev-A-Shelf's File Drawer System available in both legal and letter size dimensions. The RAS-FD organizer features front and back frames that fasten to the drawer box for complete stability and a versatile T-Rod that creates divided storage for both legal and letter size folders. This durable file drawer system is designed for base 18 and base 21 cabinets but features metal supports that can be trimmed to fit virtually any cabinet drawer.



<u>Part #</u>	<u>Description</u>	<u>Dimensions</u>	<u>Finish</u>
RVRAS-SMFD-52	Small File System	13"W x 19 1/4"D x 9 3/4"H	Black Wire
RVRAS-LGFD-52	Large File System	15 7/8"W x 19 1/4"D x 9 3/4"H	Black Wire

Combination Knife Holder/Cutting Board

4KCB Series

This state-of-the-art combination knife holder/ cutting board system glides on full-extension ball bearing slides and is designed for Base 18", 21" and 24" cabinets. The 4KCB Series features a removable mineral oil treated cutting board and three divided sections including a unique seven-slot knife holder compartment. Simply attach the drawer front to the 4KCB for a convenient and user-friendly organizer.



<u>Part #</u>	<u>Dimensions</u>
RV4KCB-18	14-1/2" W x 22-3/4" D x 4-3/4" H
RV4KCB-21	17-1/2" W x 22-3/4" D x 4-3/4" H
RV4KCB-24	20-1/2" W x 22-3/4" D x 4-3/4" H

Wood Cutlery Tray Insert

4WCT Series

Organize kitchen drawers with Rev-A-Shelf's Wood Cutlery Tray Insert. The 4WCT Series is made of our classic maple hardwood with a UV-cured clear finish to ensure an acceptable match to any kitchen cabinet. This modern day clutter solution requires a simple drop-in installation with two sizes that may be trimmed to fit various drawer sizes.



<u>Part #</u>	<u>Description</u>	<u>Dimensions</u>	<u>Min. Trim</u>
RV4WCT-1SH	Trimmable Cutlery Tray	14 5/8"W x 22"D x 2 3/8"H	8 3/4"W x 15 1/2"D
RV4WCT-3SH	Trimmable Cutlery Tray	20 5/8"W x 22"D x 2 3/8"H	14 1/4"W x 15 1/2"D
RV4WCT-1	Trimmable Cutlery Tray	14 5/8"W x 22"D x 2 7/8"H	8 3/4"W x 15 1/2"D
RV4WCT-3	Trimmable Cutlery Tray	20 5/8"W x 22"D x 2 7/8"H	14 1/4"W x 15 1/2"D

Wood Spice Drawer Insert

4SDI Series

Keep spices conveniently stored in a drawer by the stove with Rev-A-Shelf's Wood Classic Spice Drawer Insert. With a tiered configuration for total organization and easy access, the maple hardwood spice drawer inserts are coated with a UV-Cured clear finish that ensures a suitable match to any cabinet. The 4SDI Series can be customized to fit various drawer sizes up to Base 24".



<u>Part #</u>	<u>Description</u>	<u>Dimensions</u>
RV4SDI-18	Base 18 or smaller	16" W x 19-3/4" L x 1-1/2" D
RV4SDI-24	Base 24 or smaller	22" W x 19-3/4" L x 1-1/2" D

Drawer Accessories

Wood Utility Tray Insert

4WUT Series

Organize kitchen drawers with Rev-A-Shelf's Wood Utility Tray Insert. The 4WUT Series is made of our classic maple hardwood with a UV-cured clear finish to ensure an acceptable match to any kitchen cabinet. This modern day clutter solution requires a simple drop-in installation with two sizes that may be trimmed to fit various drawer sizes.



Part #	Dimensions
RV4WUT-1	18-1/2" W x 22" L x 2-7/8" D
RV4WUT-3	24" W x 22" L x 2-7/8" D
RV4WUT-1SH	18 1/2"W x 22"D x 2 3/8"H
RV4WUT-3SH	24"W x 22"D x 2 3/8"H

Wood Knife Block Insert

4WKB Series

Rev-A-Shelf's unique 4WKB01 Knife Block Tray Insert is out of the box ready at 18 1/2" x 22" providing 19 slots to store knives and has a separate compartment for other utensils. The unique design provides more storage than a traditional knife block and with its simple drop-in installation valuable counter top space is available to use immediately. Made of Rev-A-Shelf's classic maple hardwood with a UV-cured clear finish to ensure an acceptable match to any kitchen cabinet and can be trimmed to fit drawers of various widths and lengths.



Part #	Dimensions
RV4WKB-1	18-1/2" W x 22" L x 2-3/8" D


Drawer Peg System

4DPS Series

With our endlessly changeable pegboard system you can create instant storage for organizing all kinds of items, from dinner plates to plastic containers with dividers for your drawers. The 4DPS can be trimmed to size and is available in three sizes to fit cabinets from 36", 39" and 42" (4DPS-3921), 30" and 33" cabinets (4DPS-3021) and 27" and smaller (4DPS-2421). The width is maximized to fit the largest cabinet drawers with under mount slides, is constructed from maple that is UV-Cured and comes with matching, push-in pegs.



Part #	Description	Dimensions
RV4DPS-2421	Small Drawer Peg System (9 Pegs)	24 1/4"W x 21 1/4"D x 6 5/8"H
RV4DPS-3021	Medium Drawer Peg System (12 Pegs)	30 1/4"W x 21 1/4"D x 6 5/8"H
RV4DPS-3921	Large Drawer Peg System (16 Pegs)	39 1/4"W x 21 1/4"D x 6 5/8"H
RV4DPSPEG-4	Additional Pegs	



Two-Tiered Cutlery Drawer

4WTCD Series

Create more drawer space with Rev-A-Shelf's new, tiered cutlery drawers for 15", 18", 21" and 24" base cabinets. The unique design provides two tiers for double the storage capacity and the pre-assembled drawer box allows for easy installation with only the addition of your existing drawer front.



Part #	Description	Dimensions
RV4WTCD-15-1	Tiered Double Cutlery Drawer for 15" Cabinet	11 1/2"W x 21"D x 3 3/4"H
RV4WTCD-18-1	Tiered Double Cutlery Drawer for 18" Cabinet	14 1/2"W x 21"D x 3 3/4"H
RV4WTCD-21-1	Tiered Double Cutlery Drawer for 21" Cabinet	17 1/2"W x 21"D x 3 3/4"H
RV4WTCD-24-1	Tiered Double Cutlery Drawer for 24" Cabinet	20 1/2"W x 21"D x 3 3/4"H



Maverick Hardware

Drawer Accessories

Section D-1: Rev-A-Shelf


Wood Divider

4WD Series

Conquer and divide your cluttered drawers with the 4WD Series Wood Divider. The 4WD allows you to combine various drawer inserts for easy organization of both utensils and silverware in one convenient location. The 4WD is available in two depths and is made of Rev-A-Shelf's classic maple hardwood with a UV-cured clear finish to ensure an acceptable match to any of your kitchen cabinet and can be trimmed to fit drawers of various lengths.



<u>Part #</u>	<u>Description</u>	<u>Dimensions</u>
RV4WD-22SH-1	Shallow Wood Divider	1/2"W x 22"D x 2 3/8"H
RV4WD-22-1	Wood Divider	1/2"W x 22"D x 2 7/8"H



Wall Accessories

Door Mount Spice Rack

565 Series

Save space on the shelf by storing spices and canned goods on a Door Mount Spice Rack. The 565 Series is available in three different widths and features three small tiers to hold spices and one larger tier that can accommodate canned goods. The Door Mount Spice Rack is made of heavy-gauge white wire and easily installs with just four screws.

Contains: (1) wire rack, (4) door mount clips and (4) screws

<u>Part #</u>	<u>Description</u>	<u>Dimensions</u>
RV565-10	Door mount spice rack	10-5/8" W x 2-3/8" - 4-1/8" D x 21-3/8" H
RV565-14	Door mount spice rack	13-5/8" W x 2-3/8" - 4-1/8" D x 21-3/8" H
RV565-08	Door mount spice rack	7-7/8" W x 2-3/8" - 4-1/8" D x 21-3/8" H



Wall Accessories

Door Mount Spice Rack

ST/6571 Series

Create more room in cabinets with a Door Mount Spice Rack. The ST/6571 Series is available in 36" or 72" extruded trays that can be cut-to-size. Components include end caps, screws, and adhesive (each sold separately). The Door Mount Spice Racks are available in white or almond colors.



<u>Part #</u>	<u>Description</u>	<u>Dimensions</u>
RV6571-36-11-4	Trays	36" W x 2 7/16" D x 2 15/16" H
RV6571-72-11-4	Trays	72" W x 2 7/16" D x 3 15/16" H
RVST-97-11-4	End Caps, Screws	---
RV6571-60-52	Tube of Adhesive	2 Gram
RV6571-61-52	Bottle of Adhesive	1 Ounce

Door Mount Spice Rack

4SR Series

Maintain shelf space and keep spices within reach with a Wood Classic Door Mount Spice Rack. Made of attractive maple hardwood, this storage saver is available for Wall 15", 18" and 21" cabinets. The 4SR Series features a UV-Cured clear finish that ensures an acceptable match to most cabinets and easily installs with just four screws.



Contains: (1) door mount and (4) screws
 Note: Height between shelves is 8 5/8" (219mm)

<u>Part #</u>	<u>Description</u>	<u>Dimensions</u>
RV4SR-15	Wall 15 door mount spice rack	9-5/8" W x 3-1/8" D x 21-1/2" H
RV4SR-18	Wall 18 door mount spice rack	12-5/8" W x 3-1/8" D x 21-1/2" H
RV4SR-21	Wall 21 door mount spice rack	15-5/8" W x 3-1/8" D x 21-1/2" H

Adjustable Door Mount Spice Rack

4ASR Series

Add space, flexibility and convenience with Rev-A-Shelf's Adjustable Door Mount Spice Rack. This beautiful maple hardwood rack is available for Wall 15", 18" and 21" cabinets. The 4ASR Series features adjustable shelves, a UV-Cured clear finish, and generous shelf space to house spice bottles up to 2 1/4" diameter.



Contains: (3) shelves, (2) 25" slotted standard and screws
 Minimum Cabinet Opening:

4ASR-15	11"
4ASR-18	14"
4ARS-21	16 3/4"

<u>Part #</u>	<u>Description</u>	<u>Dimensions</u>
RV4ASR-15	Wall 15 adjustable door mount spice rack	10-1/8" W x 4" D x 25" H
RV4ASR-18	Wall 18 adjustable door mount spice rack	13-1/8" W x 4" D x 25" H
RV4ASR-21	Wall 21 adjustable door mount spice rack	16-1/8" W x 4" D x 25" H

Static Rattan Baskets

4WB-411 Series

Increase functionality while enhancing kitchen design with Rev-A-Shelf's Static Rattan Baskets. Attractive and practical, the various basket sizes offer endless storage options and feature 100% cotton off-white cloth liners.



Contains: 4WB-411 Series (4) rattan baskets and (4) canvas liners

<u>Part #</u>	<u>Description</u>	<u>Dimensions</u>
RV4WB-411-4	Static rattan basket	4" W x 10-7/8" D x 4-1/4" H

Maverick Hardware

Wall Accessories

Vertical Foil Rack

4WVFR Series

Designed for 15", 18" and 21" wall cabinets, this beautiful wood organizer brings your foil and storage bags within easy reach while freeing up valuable drawer and pantry space. Made from maple with chrome rails it is ideal for any decor and the patented adjustable mounting brackets ensure easy installation on various door styles.



<u>Part #</u>	<u>Description</u>	<u>Dimensions</u>
RV4WFR-15-1	Vertical Foil Rack for 15" Cabinet	10 1/8"W x 4"D x 8"H
RV4WFR-18-1	Vertical Foil Rack for 18" Cabinet	13 1/8"W x 4"D x 8"H
RV4WFR-21-1	Vertical Foil Rack for 21" Cabinet	16 1/8"W x 4"D x 8"H

Wall Filler Pullout Organizer

432 Series

Create a functional storage space behind those decorative panels with this wall filler cabinet. They didn't just create another organizer...they created the whole cabinet that transforms decorative fillers into useful storage pullouts. The 432 Series is available for 3" and 6" wall and base cabinet applications and features adjustable shelves with chrome rails and full-extension ball bearing slides.

Contains: (1) completely assembled organizer with 100# weight rated, full extension slides and adjustable shelves

<u>Part #</u>	<u>Description</u>	<u>Dimensions</u>
RV432-WF-3C	30" tall 3" filler organizer	3" W x 11-1/8" D x 30" H
RV432-WF-6C	30" tall 6" filler organizer	6" W x 11-1/8" D x 30" H
RV432-WF36-3C	36" tall 3" filler organizer	3" W x 11-1/8" D x 36" H
RV432-WF36-6C	36" tall 6" filler organizer	6" W x 11-1/8" D x 36" H
RV432-WF42-3C	42" tall 3" organizer	3" W x 11-1/8" D x 42" H
RV432-WF42-6C	42" tall 6" organizer	6" W x 11-1/8" D x 42" H



Wall Filler Pull-out Organizer

434 Series

Utilize and personalize the space wasted behind decorative filelrs with this ground-breaking storage option. Rev-A-Shelf's 434 Series accommodates 30" tall wall cabinets with 3" and 6" width versions. The fillers feature full-extension ball bearing slides, black accessory hooks and pegs, and a magnetic grade stainless steel panel that provide endless storage customization from keys to kitchen utensils.

Contains: 1 completely assembled organizer with full extension slides and adjustable shelves
Kit includes: 434-MB-KIT (message board, erasers, markers and marker holder)

<u>Part #</u>	<u>Description</u>	<u>Dimensions</u>
RV434-WF-3SS	3" perforated filler organizer	3" W x 11-1/8" D x 30" H
RV434-WF-6SS	6" perforated filler organizer	6" W x 11-1/8" D x 30" H



Wall Accessories

Pullout Shelving System

448-WC Series

Introducing the Wood Classic Adjustable Shelf Pullout with chrome rails designed for wall 9" and wall 12" cabinets. The 448 Series features our technologically advanced patent pending "tri-slides" for complete stability and patented door mount brackets providing up to 5 inches of flexibility for trouble-free installation on any door style. This unique storage solution includes three adjustable shelves and offers up to five surface areas by utilizing the top of the unit to provide another shelf for taller 36" or 42" applications.

Contains: Pullout Shelving System, Chrome Rails, and Full-Extension Tri-Slides.



Part #	Description	Dimensions
RV448-WC-5C	Wall 9" pull-out	5" W x 10-3/4" D x 26-1/4" H
RV448-WC-8C	Wall 12" pull-out	8" W x 10-3/4" D x 26-1/4" H
RV448-HP-523C	Wood Hood Pullout	5" W x 10 3/4" D x 23" H

Wall Pullout Organizer

444 Series

Functional and organized wall cabinets are now possible with the 444 Series. Designed for wall 9" cabinets, this pullout features maple wood construction with chrome accents, magnetic grade stainless steel panel and an array of included accessory hooks that allow you to customize your storage needs. Additional features include patented "tri-slides" that prevent any side-to-side motion and provide complete stability when pulled out of the cabinet and patented door mount brackets that allow up to 5 inches of flexibility for trouble-free installation on any door style. Additional accessory hooks can be purchased separately.

Contains: (1) completely assembled organizer with full extension slides, chrome rails, rub bushings and variety pegs and hooks.

Kit contains: 434-MB-KIT – (message board, eraser, markers and marker holder)



Part #	Description	Dimensions
RV444-WC-5SS	Wall cabinet w/stainless steel panel	5" W x 10-3/4" D x 27-7/8" H

Wine & Stemware Racks

3000 Series

Now available in Oil Rubbed Bronze. The entire collection provides both durability and elegance, featuring heavy gauge wire construction and hidden mounting. Easy to install, the 3150, 3250, and 3450 under cabinet stemware and wine bottle racks are ideal for showcasing wine and glass collections. The 3000 Series encompasses a unique 11" Quad that holds up to 12 glasses, 11", 16" and 18" single stemware racks and a double wine bottle rack.



Part #	Description	Dimensions
RV3150-11CR	11" Stemware holder	4-1/4" W x 11" D x 1-1/2" tall
RV3150-11SN	11" Stemware holder	4-1/4" W x 11" D x 1-1/2" tall
RV3150-11BR	11" Stemware holder	4-1/4" W x 11" D x 1-1/2" tall
RV3150-16CR	16" Stemware holder	4-1/4" W x 16" D x 1-1/2" tall
RV3150-16SN	16" Stemware holder	4-1/4" W x 16" D x 1-1/2" tall
RV3150-16BR	16" Stemware holder	4-1/4" W x 16" D x 1-1/2" tall
RV3150-18CR	18" Stemware holder	4-1/4" W x 18" D x 1-1/2" tall
RV3150-18SN	18" Stemware holder	4-1/4" W x 18" D x 1-1/2" tall
RV3150-18BR	18" Stemware holder	4-1/4" W x 18" D x 1-1/2" tall
RV3250CR	Double Bottle Rack	4-1/4" W x 9" T x 5/8" thick
RV3250SN	Double Bottle Rack	4-1/4" W x 9" T x 5/8" thick
RV3250BR	Double Bottle Rack	4-1/4" W x 9" T x 5/8" thick
RV3450-11CR	11" Quad stemware holder	17" W x 11" D x 1-1/2" tall
RV3450-11SN	11" Quad stemware holder	17" W x 11" D x 1-1/2" tall
RV3450-11BR	11" Quad stemware holder	17" W x 11" D x 1-1/2" tall



Maverick Hardware

Bathroom and Vanity

Premiere Pull-Down Shelving System

5PD Series

Tired of dragging the dining room chair into the kitchen to reach everything in your wall cabinet? Introducing Rev-A-Shelf's magnificent Pull-Down Shelving System. The 5PD Series is a chrome-plated two-tier pull-down shelf that brings hard-to-reach items down 10" while pulling out 14 3/4" from the cabinet. This functional pullout features a unique gas assisted lifting/lowering mechanism that provides unparalleled stability through the entire range of motion. The Pull-Down Shelving System includes both side and bottom mount brackets and is available for wall 24" and 36" cabinets.



<u>Part #</u>	<u>Description</u>	<u>Dimensions</u>
RV5PD-24CR	Pull-down shelving system	Min. opening 20-1/4" W x 10-1/2" D x 18-5/16" H
RV5PD-36CR	Pull-down shelving system	Min. opening 32" W x 10-1/2" D x 18-5/16" H



Bathroom and Vanity Accessories

Pullout Polymer Hamper

HPRV Series

Keep dirty clothes from piling on the floor with Rev-A-Shelf's large Pullout Polymer Hamper. The HPRV Series features a shallow 20" depth for vanity applications, full-extension ball bearing slides, 1.71 Bushel capacity and installs with just four screws. Door mount kit sold separately.



<u>Part #</u>	<u>Description</u>	<u>Dimensions</u>
RVHPRV-1520SWH	Hamper/Utility Basket	14-1/4"W x 20" 1/8"D x 19-3/8"H
RVHPB-03323-52	Replacement Hamper	---

Pullout Polymer Hamper/ Utility Basket

HURV Series

Organize your kitchen, bathroom, closet, garage...the options are endless with this universal hamper/utility basket. The HURV Series features a polymer basket, sturdy wire frame, full-extension slides and easy intallation with just four screws.



<u>Part #</u>	<u>Description</u>	<u>Dimensions</u>
RVHURV-1512SWH	Hamper/Utility Basket	14-3/8"W x 18" 1/8"D x 11-7/8"H
RVHUB-470X8	Replacement Hamper	---

Bathroom and Vanity

Pullout Wire Hampers

HRV Series

Another option for storing dirty clothes, the Pullout Wire Hamper is available in four sizes and is easily removable for carrying to the laundry room. The HRV Series features full-extension slides and easy installation with just four screws.

Contains: (1) wire basket with frame, full extension slides and 4 screws



<u>Part #</u>	<u>Description</u>	<u>Dimensions</u>
RVHRV-1215SWH	Wire hamper	11-7/8" W x 18" D x 14-3/4" H
RVHRV-1220SWH	Wire hamper	11-7/8" W x 18" D x 19-3/8" H
RVHRV-1515SWH	Wire hamper	14-3/4" W x 18" D x 14-3/4" H
RVHRV-1520SWH	Wire hamper	14-3/4" W x 18" D x 19-3/8" H
RVHRV-1520SCR	Wire hamper w/ liner	14 3/4"W x 18"D x 19 3/8"H
RVHRV-1520-LINER	Replacement liner	

Pullout Hamper and Portable Bag

590 Series

Stash dirty laundry in this convenient pullout hamper that holds an astonishing 2 bushels. The 590 Series features a removable canvas bag with built in handles, full-extension slides and door mount brackets that can be mounted to front frame uprights.

Contains: (1) full size bottom basket with 18" (457mm) full extension slides and 19 1/4" (489mm) door mount brackets (1) canvas hamper bag with hook and loop fasteners, threaded bearings, caps, screws and assembly tool



<u>Part #</u>	<u>Description</u>	<u>Dimensions</u>
RV590-15S	Pull-out canvas hamper	14-7/8" W x 18" D x 19-1/4" H
RV590-15-1	Extra canvas hamper bag	2 bushels capacity

Pullout Hamper & Portable Bag

5590 Series

Stow away dirty laundry in Rev-A-Shelf's smooth sliding Premiere Pullout Hamper. The 5590 Series features heavy-duty brushed aluminum soft-closing slides that provide exceptional support and stability with a fully adjustable door mount frame. The hide-away laundry system is available for vanity base 18 cabinets and also includes a removable canvas bag with built in handles.

Contains: (1) full size bottom basket with 18" (457mm) full extension slides 19 1/4" (489mm) door mount brackets, canvas hamper bag with hook and loop fasteners, threaded bearings, caps, screws and assembly tool



<u>Part #</u>	<u>Description</u>	<u>Dimensions</u>
RV5590-15	Pull-out canvas hamper	14-1/2" W x 18" D x 19-1/4" H
RV590-15-1	Extra Canvas Hamper Bag	2 Bushels Capacity
RV5345-DM-KIT-52	Door Mount Extension Brackets	---

Maverick Hardware

Bathroom and Vanity

Vanity Filler

432-VF Series

Rev-A-Shelf introduces a ground breaking storage option for your bathroom cabinets. Now everyone can utilize the space wasted behind decorative fillers. The adjustable shelves feature clear polycarbonate rails and non-skid vinyl shelf liners. Clear polycarbonate storage trays are also included to keep smaller items organized. The 26" version, for vanity height applications and 30" base height version are available in 3" and 6" widths. All sizes are 19" in depth and full-extension ball bearing slides.



<u>Part #</u>	<u>Description</u>	<u>Dimensions</u>
RV432-VF26-3	3" Vanity Filler Organizer w/4 Polycarbonate Bins	3"W x 19"D x 26"H
RV432-VF26-6	6" Vanity Filler Organizer w/4 Polycarbonate Bins	6"W x 19"D x 26"H
RV432-VF30-3	3" Vanity Base Height Filler Organizer w/6 Polycarbonate Bins	3"W x 19"D x 30"H
RV432-VF30-6	6" Vanity Base Height Filler Organizer w/6 Polycarbonate Bins	6"W x 19"D x 30"H

Grooming Organizer

445 Series

Being beautiful is no longer a beast with the 445 Vanity Grooming Organizer. Designed for Full Height Vanity Base 12 cabinets, this 19" deep organizer comes complete with adjustable shelves and two stainless steel bins for storing curling irons and hair dryers. The adjustable shelves feature non-skid vinyl liners and clear polycarbonate rails. Two versions are available for both Vanity Height and Base Height applications and feature Rev-A-Shelf's patented adjustable door mount brackets that allow up to 5" of flexibility for trouble-free installation on any door style.



<u>Part #</u>	<u>Description</u>	<u>Dimensions</u>
RV445-VDG20-8	8" Vanity Grooming Organizer	8"W x 19"D x 20 1/4"H
RV445-VCG25-8	8" Base Height Vanity Grooming Organizer	8"W x 19"D x 25 1/2"H

Vanity Base Organizer

448 Series

Keep your bathroom organized with the 448 Vanity Base Organizer designed for Full Height Vanity Base 12 cabinets. These beautiful organizers feature adjustable shelves with non-skid vinyl liners and clear polycarbonate storage trays for storing everything from bobby pins to shampoo. The 448-VC is available in both a Vanity Height and Base Cabinet version, and feature Rev-A-Shelf's patented adjustable door mount brackets that allow up to 5" of flexibility for trouble-free installation on any door style.



<u>Part #</u>	<u>Description</u>	<u>Dimensions</u>
RV448-VC20-8	8" Vanity Organizer w/6 Polycarbonate Bins	8"W x 19"D x 20 1/4"H
RV448-VC25-8	8" Base Height Vanity Organizer w/9 Polycarbonate Bins	8"W x 19"D x 25 1/2"H

Bathroom and Vanity

Vanity Drawer Organizers

COS/COSK Series

Organize make-up in an orderly fashion with the Cosmetic Drawer Organizer. The COS/COSK Series is a single cut-to-size tray system that features an optional 6" or 9" rolling top tray for exceptional storage capacity. The rolling top tray glides side-to-side utilizing tracks molded into the base and is easily removable for cleaning or access to the tray below.



<u>Part #</u>	<u>Description</u>	<u>Dimensions</u>
RVCOS-18W-52	White base cosmetic tray	14-3/4" W x 21-7/8" D x 1-7/8" H
RVCOS-22W-52	White base cosmetic tray	21-3/4" W x 21-7/8" D x 1-7/8" H
RVCOSK-18	Base cosmetic tray w/6" top rolling tray	5-7/8" W x 12-13/16" D x 1-1/2" H
RVCOSK-22	Base cosmetic tray w/6" & 9" top rolling trays	8-3/4" W x 12-13/16" D x 1-1/2" H

Single Pull-Out Waste Containers

RV Series

This popular waste containers series is available in a variety of sizes to accommodate almost any cabinet space. Regarded as the best in the industry, the RV Series features a heavy-duty wire frame construction; 3/4 or full extension ball bearing slides and easy bottom mount installation with just four screws. These durable pullout waste containers are packaged fully assembled and carry the standard Rev-A-Shelf Lifetime Guarantee.



Contains:

- RV-8PB** 1) container, frame, 3/4 extensions Euro slides, 75# Weight Rating
- RV-14PB S** (1) container, frame with basket, full-extension slides, 100# Weight Rating

Single Pull-Out Waste Container:

<u>Part #</u>	<u>Description</u>	<u>Dimensions</u>
RV-8PBWH	Single 20 Qt. with Euro Slides	8 7/8" W x 16" D x 15 7/8" H
RV-14PBS	Single 20 Qt., FE slides	14 5/8" W x 16" D x 16 3/8" H

Built-In Waste Bins

8-010/5368/8-700 Series

The pivot out waste container is ideal for keeping garbage out-of-sight yet conveniently accessible under the kitchen or vanity sink. As the cabinet door opens, the lifting mechanism raises the lid enabling the container to pivot-out with the door. The 8-010 Series is available in white lacquered or stainless steel finishes and the 8-700 Series is available in white polymer. Both series feature an inner polymer container with built-in handle for easy removal.



Contains: (1) Waste Container with installation template & fasteners.

Notes: For minimum interior lid clearance add 4" to product height dimension above.

Round Pivot-Out Waste Containers:

<u>Part #</u>	<u>Description</u>	<u>Dimensions</u>	<u>Finish</u>
RV8-010212-14	14 Liter Container	11"W x 10 1/2"D x 13 3/4"H	White Lacquered
RV8-010412-15	15 Liter Container	11 1/2"W x 11 1/2"D x 13 1/2"H	White Lacquered
RV8-010314-15	15 Liter Container	11"W x 10 1/2"D x 15 3/4"H	Stainless Steel
RV5368-17-13	13 Liter Container	11 1/4"W x 11"D x 13 3/4"H	Metallic Silver Polymer
RV8-700411-20	20 Liter Sink Base Container	15 3/4"W x 7 1/4"D x 14"H	White Polymer

Maverick Hardware

Bathroom and Vanity

Section D-1: Rev-A-Shelf

Chrome Linen Rack

5CLR Series

Create instant storage space for hand towels, hair care products and more with Rev-A-Shelf's 5CLR Linen and Grooming Rack. They install to any door or tall cabinet easily with only four screws, features spacious baskets, and a beautiful chrome finish that is ideal for any bathroom decor.



<u>Part #</u>	<u>Description</u>	<u>Dimensions</u>
RV5CLR46-52	Chrome Linen Rack	12 1/4"W x 5"D x 46 3/4"H

Pullout Ironing Board

VIB Series

Rev-A-Shelf has ironed out the inconvenience of storing and setting up that bulky ironing board with the introduction of its VIB series. The uniquely designed expandable frame mounts easily in a vanity drawer between cabinet sides from 14 1/4" to 21" wide and the fixed brackets allow for easy mounting of all standard drawer fronts. It features a chrome finish and unique ball-bearing slides system that provides sufficient over travel for maximum utilization. Simply open until the gravity lock engages, unfold board and you are ready to iron!



<u>Part #</u>	<u>Surface Area</u>
RVIRONBOARD-20	11.8" W X 37.7" L



Closet Accessories

Cloth Liners for CB Series Baskets

CHB Series



<u>Part #</u>	<u>Description</u>	<u>Dimensions</u>
RVCHBI-241418-5	Hamper bag Insert	24" W x 14" D x 18" H
RVCHBI-241618-5	Hamper bag Insert	24" W x 16" D x 18" H
RVCHBI-242018-5	Hamper bag Insert	24" W x 20" D x 18" H
RVCHBI-301418-5	Hamper bag Insert	30" W x 14" D x 18" H
RVCHBI-301618-5	Hamper bag Insert	30" W x 16" D x 18" H



Closet Accessories

Heavy-Gauge Pullout Wire Baskets

CB Series



Rev-A-Shelf introduces a breakthrough in design of Closet wire baskets and hampers. Not only did they give the baskets sleek lines, they engineered them to perform better than any other basket on the the market. Rev-A-Shelf's patent-pending design installs easily in 32 mm applications, and basket removal and reinstallation has never been easier. Unlike other baskets on the market, these baskets rest on top of the slides, eliminating the torque twist that is inherent in other designs. Combine that with the bayonet mounting system and you can see why Rev-A-Shelf is the leader in new product innovation.

<u>Part #</u>	<u>Description</u>	<u>Dimensions</u>
RVCB-181407CR-5	Pull-out basket	18" W x 14" D x 7" H
RVCB-181411CR-5	Pull-out basket	18" W x 14" D x 11" H
RVCB-181418CR-5	Pull-out basket	18" W x 14" D x 18" H
RVCB-241407CR-5	Pull-out basket	24" W x 14" D x 7" H
RVCB-241411CR-5	Pull-out basket	24" W x 14" D x 11" H
RVCB-241418CR-5	Pull-out basket	24" W x 14" D x 18" H
RVCB-301407CR-5	Pull-out basket	30" W x 14" D x 7" H
RVCB-301411CR-5	Pull-out basket	30" W x 14" D x 11" H
RVCB-301418CR-5	Pull-out basket	30" W x 14" D x 18" H
RVCB-181607CR-5	Pull-out basket	18" W x 16" D x 7" H
RVCB-181611CR-5	Pull-out basket	18" W x 16" D x 11" H
RVCB-181618CR-5	Pull-out basket	18" W x 16" D x 18" H
RVCB-241607CR-5	Pull-out basket	24" W x 16" D x 7" H
RVCB-241611CR-5	Pull-out basket	24" W x 16" D x 11" H
RVCB-241618CR-5	Pull-out basket	24" W x 16" D x 18" H
RVCB-301607CR-5	Pull-out basket	30" W x 16" D x 7" H
RVCB-301611CR-5	Pull-out basket	30" W x 16" D x 11" H
RVCB-301618CR-5	Pull-out basket	30" W x 16" D x 18" H
RVCB-182011CR-5	Pull-out basket	18" W x 20" D x 11" H
RVCB-182018CR-5	Pull-out basket	18" W x 20" D x 18" H
RVCB-242011CR-5	Pull-out basket	24" W x 20" D x 11" H
RVCB-242018CR-5	Pull-out basket	24" W x 20" D x 18" H



Section D-1: Rev-A-Shelf


Top Mount Brackets for CB Series Baskets

CTMB Series



The Rev-A-Shelf CTMB Top Mount Bracket allows you to utilize the CB Series wire baskets in openings that are not the standard 18", 24", or 30" widths. Simply mount the bracket to the underside of a shelf and then attach the CB Series basket to the bracket. The minimum openings for the top mount brackets are 18 1/2", 24 1/2", 30 1/2".

<u>Part #</u>	<u>Description</u>	<u>Min. Opening</u>
RVCTMB-18	Top Mount Bracket for 18" Basket	18 1/2"
RVCTMB-24	Top Mount Bracket for 24" Basket	24 1/2"
RVCTMB-30	Top Mount Bracket for 30" Basket	30 1/2"



Tilt-out Hamper Basket

CTOHB Series



Now you can conceal and access laundry in one easy motion with the CTOHB Tilt-Out Hamper. Simply door mount the basket rest to a bottom hinged cabinet for easy one step "Slide-In/Slide-Out" basket removal. The series is available in two sizes and three finishes, stylish chrome, satin nickel and oil rubbed bronze. Each is constructed with durable 6.6 mm wire and feature capacities of 1.7 bushels (55Qts.) for the 16" wide unit, and 2.3 bushels (74 Qts.) for the large 21" unit.

Contains – wire tilt out hamper, hamper attachment bracket
 Note: Does not included piano hinges or catches for your door

<u>Part #</u>	<u>Description</u>	<u>Dimensions</u>
RVCTOHB-161319-CR-52	Tilt out hamper basket	16" W x 13-1/4" D x 19-1/2" H
RVCTOHB-211319-CR-52	Tilt out hamper basket	21" W x 13-1/4" D x 19-1/2" H
RVCTOHB-161319-SN-52	Tilt out hamper basket	16" W x 13-1/4" D x 19-1/2" H
RVCTOHB-211319-SN-52	Tilt out hamper basket	21" W x 13-1/4" D x 19-1/2" H



Maverick Hardware

Closet Accessories

Wire Hamper with Soft-Close Slides

CH Series

Keep dirty clothes from piling on the floor with Rev-A-Shelf's Double Wire Pullout Hamper. The CH Series is built using the same quality materials as Rev-A-Shelf's immensely popular 5349 Series Waste Containers. It features a 2.5 bushel capacity (80 Qts), removable double wire baskets, 14" bottom-mount, full-extension slides, a soft-close mechanism and is door mountable.



<u>Part #</u>	<u>Description</u>	<u>Dimensions</u>	<u>Finish</u>
RVCH-241419-DM-2	Wire Hamper	24"W x 14"D x 19"H	Aluminum/ Chrome
RV5345-DM-KIT-52	Door Mount Extenders	---	Chrome
RV5CHM-LINER	Cloth Hamper Bag	---	Ivory

Bottom Mount Wood Hamper

4WH Series

Our innovative Rev-A-Motion Soft-Open/Soft-Close system is now available in a beautiful hamper for 15" base cabinets. The innovative gas spring assisted Soft-Open allows the unit to open smoothly and the Soft-Close shuts softly, even under the heaviest of loads. The hamper features built-in door mount brackets and concealed 150 lbs slides for a one step operation, and a clean appearance. Ideal for vanities and closets.



<u>Part #</u>	<u>Description</u>	<u>Dimensions</u>	<u>Finish</u>
RV4WH-RM-15DM-1	Rev-A-Motion Hamper	11 1/4"W x 21 3/4"D x 19 1/4"H	Aluminum/ Chrome

Closet Hamper

HPRV Series

Keep dirty clothes from piling on the floor with Rev-A-Shelf's large Pullout Polymer Hamper. The HPRV Series features a shallow 14" depth for closet applications, full-extension ball bearing slides, 2.9 bushels capacity and installs with just four screws. This polymer hamper is available with or without a removable lid and with or without Rev-A-Shelf's classic door mount bracket kit.

Contains: (1) polymer hamper basket, frame, full extension slides. Fully assembled



<u>Part #</u>	<u>Description</u>	<u>Dimensions</u>
RVHPRV-1925SWH	Pull-out hamper w/lid	19-7/8" W x 14" D x 26" H
RVHPRV-1925DM S	Door Mount Hamper w/Lid	19 7/8"W x 14"D x 26"H

Jewelry Drawer

CJD Series

Keep your jewelry organized and in meticulous condition with the CJD Series jewelry drawer. The CJD-2414 system is easily installed with system holes and features full-extension ball bearing slides, and drawer head mounting capability. Used in coordination with the CJD-IS (Jewelry) and CJD-IN (Necklace) inserts customizing and care has never been easier. These unique insert designs give you the ability to store larger items like necklaces without tangling and the curved inside radius allows for full accessibility to small items such as earring backs. The CJD-IS and cjd-in feature easy "drop-in" installation and a soft, velvet flocked covering that protects while providing a stylish background for your precious jewelry.



<u>Part #</u>	<u>Description</u>	<u>Dimensions</u>
RVCJD-2414	Jewelry drawer w/slides	24" W x 14" D x 2-1/4" H
RVCJD-24IN	Jewelry Insert	22" W x 13" D x 1-1/2" H
RVCJD-24IS	Necklace Insert	22" W x 13" D x 1-1/2" H
RVCJD-DMB-KIT	Drawer Front Mount Bracket	

Closet Accessories

Wire Shoe Rail

CSR Series

Adding functionality to your closet does not have to be complicated. Available in 17", 23", 29", and 35" lengths, this shoe rail system is easy to install and features heavy gauge chrome railing.



<u>Part #</u>	<u>Description</u>	<u>Dimensions</u>
RVCSR-17CR-10	17" wire shoe rail	17" L x 2-1/4" H
RVCSR-23CR-10	23" wire shoe rail	23" L x 2-1/4" H
RVCSR-29CR-10	29" wire shoe rail	29" L x 2-1/4" H
RVCSR-35CR-10	35" wire shoe rail	35" L x 2-1/4" H

Pivot-Out Waste Container

8-010 Series

The pivot out waste container is ideal for keeping garbage out-of-sight yet conveniently accessible in your closet or vanity. As the cabinet door opens, the lifting mechanism raises the lid enabling the container to pivot-out with the door. The 8-010 Series is available in white lacquered or stainless steel finishes and feature an inner polymer container with built-in handle for easy removal.



<u>Part #</u>	<u>Description</u>	<u>Dimensions</u>
RV8-010212-14	14 Liter Container	11"W x 10 1/2"D x 13 3/4"H
RV8-010412-15	15 Liter Container	11 1/2"W x 11 1/2"D x 13 1/2"H
RV8-010314-15	15 Liter Container	11"W x 10 1/2"D x 15 3/4"H

Wire Fan Pant Rack

CPRF Series

Another Rev-A-Lation, the chrome plated fan pants rack. Simple installation via the system holes, universal left or right side wall mounting make this an easy choice for your 18" width, 16" depth opening. An easy way to add storage for nine pairs of pants. Rubber O-rings keep pants from slipping, polished ends prevent snagging.



<u>Part #</u>	<u>Description</u>	<u>Dimensions</u>
RVCPRF-16CR-2	Fan Pants Rack	16 1/8" x 16 1/8"
RVCPRF-16SN-2	Fan Pants Rack	16 1/8" x 16 1/8"
RVCPRF-16ORB-2	Fan Pants Rack	16 1/8" x 16 1/8"

Wood Pant and Tie Racks

CWPR, CWTR, CWPTR Series

Rev-A-Shelf is pleased to introduce its innovative Wood Pant & Tie Racks. With three variations, the CWPR comes in a 24" or 30" width and provides space for up to eighteen standard or twelve Big & Tall pants. The CWTR tie rack can hold over 120 ties and the CWPTR features both a pant and tie rack that holds twelve pants and over thirty ties. These patent-pending pullout racks feature full-extension slides, rubber O-Rings to prevent slipping and removable pant rods for ease of use. The three variations are made from solid maple. Whether you are designing a custom closet or want a custom look, the CWTR provides you with both storage and style.



<u>Part #</u>	<u>Description</u>	<u>Dimensions</u>
RVCWTR-2414-1	24" Tie Rack	24"W x 14 3/8"D x 6"H
RVCWPR-2414-1	24" Pant Rack	24"W x 14 3/8"D x 6"H
RVCWPR-3014-1	30" Pant Rack	30"W x 14 3/8"D x 6"H
RVCWPTR-3014-1	30" Pant and Tie Rack	30"W x 14 3/8"D x 6"H

Maverick Hardware

Closet Accessories

Pull-Down Closet Rod

CPDR Series

Rev-A-Shelf's Pull-Down Closet Rod is available in three sizes and features an adjustable rod length to accommodate openings from 18" to 26" (CPDR-1826), 26" to 35" (CPDR-2635) and 35" to 48" (CPDR-3548). The telescoping pull-rod is another innovation from Rev-A-Shelf, now your pull rod can be the length that works best for you. It is adjustable from 34" to 50" to accommodate universal design and handicap accessible applications.




<u>Part #</u>	<u>Description</u>	<u>Surface area</u>
RVCPDR-1826	Pull-Down Closet Rod	18"-26"W
RVCPDR-2635	Pull-Down Closet Rod	26"-35"W
RVCPDR-3548	Pull-Down Closet Rod	35"-48"W

Spiral Clothes Rack

SHR Series

Break away from the ordinary with Rev-A-Shelf's Spiral Clothes Rack. This perfect corner closet solution has a 360-degree turning radius with an adjustable height of 72 1/2" to 84" and the ability to hang 40 single items of clothing (long, medium, and short hanging) from top to bottom. The SHR-84 comes complete with a stabilizer bar, post and pivot hardware, and mounting hardware.



<u>Part #</u>	<u>Description</u>	<u>Dimensions</u>
RVSHR-3684	360° Spiral Clothes Rack	23"W x 72 1/2" - 84"H

Pullout Ironing Board

CIB/VIB Series

Rev-A-Shelf has ironed out the inconvenience of storing and setting up that bulky ironing board with the introduction of its CIB/VIB series. The uniquely designed expandable frame mounts easily in a closet between panels or in a vanity drawer between cabinet sides from 14 1/4" to 21" wide and the fixed brackets allow for easy mounting of all standard drawer fronts. They feature chrome finishes and unique ball-bearing slides system that provide sufficient over travel for maximum utilization. Simply open until the gravity lock engages, unfold board and you are ready to iron!



<u>Part #</u>	<u>Description</u>	<u>Dimensions</u>
RVCIB-16CR	Fold Out Ironing Board	11.8"W x 29.2"L
RVRAS-CIBCOVER-R-52	Replacement Cover (Closet)	---
RVVIB-20CR	Fold Out Ironing Board	11.8"W x 37.7"L
RVRAS-VIBCOVER-52	Replacement Cover (Vanity)	---

Standard Valet Rod

CVL Series

Rev-A-Shelf is proud to offer this 12" Standard Valet Rod that installs easily with only four screws. It is offered in Chrome, Satin Nickel, and Oil Rubbed Bronze and features unique removable pull for easy customization to your current closet hardware.




<u>Part #</u>	<u>Description</u>	<u>Dimensions</u>	<u>Finish</u>
RVCVL-12-CR	Standard Valet Rod	11 7/8" - 17 7/8"L	Chrome
RVCVL-12-SN	Standard Valet Rod	11 7/8" - 17 7/8"L	Satin Nickel
RVCVL-12-ORB	Standard Valet Rod	11 7/8" - 17 7/8"L	Oil Rubbed Bronze

Closet Accessories

Insert Valet Rod

CVRI Series

Perfect for hanging one or several items, the CVRI is the ideal addition to any closet; features include the ability to open or close the 3 1/3" rod with a single finger, three beautiful finishes Chrome, Satin and Oil Rubbed Bronze and a removable pull hardware so you can customize the CVRI to match your closets existing hardware. The 7" Insert valet rod is uniquely designed to fit within 3/4" and larger closet panels. When installed with the optional installation drill guide, you are guaranteed a perfect fit and incomparable stability.




<u>Part #</u>	<u>Description</u>	<u>Dimensions</u>	<u>Finish</u>
RVCVRI-7-CR	Insert Valet Rod	3 3/4" - 7 3/8"L	Chrome
RVCVRI-7-SN	Insert Valet Rod	3 3/4" - 7 3/8"L	Satin Nickel
RVCVRI-7-ORB	Insert Valet Rod	3 3/4" - 7 3/8"L	Oil Rubbed Bronze
RVCVRI-DG	Drill Guide w/Bit	---	---

Valet Rod

Designer CVR Series

Rev-A-Shelf is proud to offer this 14" Designer Valet Rod that installs easily with only two screws. It is offered in Chrome, Satin Nickel and Oil Rubbed Bronze and feature unique removable pull for easy customization to your current closet hardware.



<u>Part #</u>	<u>Description</u>	<u>Dimensions</u>	<u>Finish</u>
RVCVR-12-CR	Designer Series Valet Rod	11 7/8" - 18 1/2"L	Chrome
RVCVR-12-SN	Designer Series Valet Rod	11 7/8" - 18 1/2"L	Satin Nickel
RVCVR-12-ORB	Designer Series Valet Rod	11 7/8" - 18 1/2"L	Oil Rubbed Bronze
RVCVR-14-CR	Designer Series Valet Rod	13 7/8" - 21 7/8"L	Chrome
RVCVR-14-SN	Designer Series Valet Rod	13 7/8" - 21 7/8"L	Satin Nickel
RVCVR-14-ORB	Designer Series Valet Rod	13 7/8" - 21 7/8"L	Oil Rubbed Bronze

Scarf/ Belt/ and Tie Organizers

Designer CTR/CSBR Series

Rev-A-Shelf's pullout Tie/Scarf Organizer holds up to 15 ties or scarves, and Belt organizer holds up to six belts. They both have a fully accessible 8 3/16" telescoping rod with clear non-slip soft PVC coated hooks. They are available in Chrome, Satin Nickel and Oil Rubbed Bronze and are designed for 14" depth closet panels. They feature adjustable mounting brackets for mounting capabilities in various system hole applications and install easily with two Euro screws.



<u>Part #</u>	<u>Description</u>	<u>Dimensions</u>	<u>Finish</u>
RVCTR-12-CR	Tie/Scarf Organizer	11 7/8" - 18 1/2"L	Chrome
RVCTR-12-SN	Tie/Scarf Organizer	11 7/8" - 18 1/2"L	Satin Nickel
RVCTR-12-ORB	Tie/Scarf Organizer	11 7/8" - 18 1/2"L	Oil Rubbed Bronze
RVCBSR-12-CR	Belt/Scarf Organizer	11 7/8" - 18 1/2"L	Chrome
RVCBSR-12-SN	Belt/Scarf Organizer	11 7/8" - 18 1/2"L	Satin Nickel
RVCBSR-12-ORB	Belt/Scarf Organizer	11 7/8" - 18 1/2"L	Oil Rubbed Bronze
RVCTR-14-CR	Tie/Scarf Organizer	13 7/8" - 21 7/8"L	Chrome
RVCTR-14-SN	Tie/Scarf Organizer	13 7/8" - 21 7/8"L	Satin Nickel
RVCTR-14-ORB	Tie/Scarf Organizer	13 7/8" - 21 7/8"L	Oil Rubbed Bronze
RVCBSR-14-CR	Belt/Scarf Organizer	13 7/8" - 21 7/8"L	Chrome
RVCBSR-14-SN	Belt/Scarf Organizer	13 7/8" - 21 7/8"L	Satin Nickel
RVCBSR-14-ORB	Belt/Scarf Organizer	13 7/8" - 21 7/8"L	Oil Rubbed Bronze

Maverick Hardware

Closet Accessories

Chrome Tie Rack

TRC Series

This Chrome Tie Rack pulls out of the closet for complete accessibility. The TRC Series features full-extension slides and chrome bars that accommodate up to twenty-five ties.



<u>Part #</u>	<u>Description</u>	<u>Dimensions</u>
RVTRC-14CR	Tie Rack	3" W x 14" D x 2" H

Reverse Mounting Bracket

TRC Series

The Reverse Mounting Bracket is one of Rev-A-Shelf's most versatile creations! Designed so you can utilize the unused space between the wall and the end of the run. The CRMB-12 works with the TRC Series tie rack or most other brands of tie/belt racks. The CRMB-12 measures 11"D x 3 3/4"W, and features a sleek chrome finish.



<u>Part #</u>	<u>Description</u>	<u>Dimensions</u>
RVCRMB-12CR-5	Reverse Mounting Bracket	3 3/4"W x 11"D x 2 5/8"H

Chrome Tie/Belt Rack

TBC Series

The closet essential for all men, Rev-A-Shelf's Chrome Tie/Belt Rack is the obvious choice for keeping up with the important odds and ends. This all-in-one organizer features chrome pegs for up to twenty ties, five belts, four peg-closure belts and includes a spacious tray for storing loose items like your wallet, change, watch, jewelry, etc. The TBC Series conveniently pulls out of the closet for easy access on full-extension slides.



<u>Part #</u>	<u>Description</u>	<u>Dimensions</u>
RVTBC-14TCR	Tie/belt rack w/tray	6" W x 14" D x 5" H

Closet Armoires

Rev-A-Shelf introduces its pivoting Closet Armoire. Designed for use alone or in conjunction with the Storage Armoire, this product fits into an 8" opening between two 16" depth closet panels, simply add a panel front and you have the must have in closet organization. Its innovative pivoting action allows you to access either the 30" mirror or the various storage compartments with a flick of the wrist. Mounted on heavy-duty slides, it pivots, stopping at every 90 degree angle. Our patent pending bearings provide this filler stability while its interchangeable wood and velvet lined accessories gives it both style and versatility.

<u>Part #</u>	<u>Description</u>
RVCAL-081642-1	Ladies' Armoire
RVCAG-081642-1	Gentlemen's Armoire
RVCAS-081636-1	Storage Armoire



Storage Armoire



Ladies' Armoire



Gentlemen's Armoire

Hardware



Hardware



Hardware Components

6000/6072 Series

Rev-A-Shelf Hardware Kits for wood or melamine custom shelving are tested to meet and exceed BHMA Class-1 specifications of 20 lb. per square foot at 100,000 cycles. Our hardware and hardware components allow maximum flexibility, strength and aesthetic value for all custom applications.

Shelf Support for Full Circle Shelves

Part #	Description	Finish
RV6000-07-52	Full Circle Shelf Support	Metal
RV6000-07P-52	Full Circle Shelf Support	Polymer



Center Shaft Adapter for Extending

Part #	Description	Finish
RV6000-37-52	Center Shaft Adapter	Metal



Lower Shaft Assembly (lower shaft)

Part #	Description	Dimensions	Finish
RV6020-96-3100-2	31" Shaft Only (787 mm)	3/4" Diameter Shaft (19 mm)	Bright Zinc
RV6020-96-3600-2	36" Shaft Only (915 mm)	3/4" Diameter Shaft (19 mm)	Bright Zinc
RV6000-05-7200-2	72" Shaft Only (1829 mm)	3/4" Diameter Shaft (19 mm)	Bright Zinc



Full Circle Hardware Set (2 Shelf) for Custom Shelves

Part #	Description	Dimensions	Finish
RV6020-04-52	Full Circle Hardware Set	3/4" Diameter Shaft (19 mm)	Bright Zinc
RV6020-04P-52	Full Circle Hardware Set	3/4" Diameter Shaft (19 mm)	Polymer
RV6020-04-4	Full Circle Hardware Set	3/4" Diameter Shaft (19 mm)	Bright Zinc
RV6020-04P-4	Full Circle Hardware Set	3/4" Diameter Shaft (19 mm)	Polymer
RV6020-04-426	Full Circle Hardware Set	38" - 46"H - 3/4" Diameter Shaft	Bright Zinc
RV6020-04P-426	Full Circle Hardware Set	38" - 46"H - 3/4" Diameter Shaft	Polymer



Full Circle Hardware Set for Rev-A-Shelf Polymer Shelves

Part #	Description	Dimensions	Finish
RV6022-04-52	Full Circle Hardware Set	3/4" Diameter Shaft (19 mm)	Bright Zinc
RV6022-04-52-526	Full Circle Hardware Set	38" - 46"H - 3/4" Diameter Shaft	Bright Zinc
RV6022-04-4	Full Circle Hardware Set	3/4" Diameter Shaft (19 mm)	Bright Zinc
RV6022-04-426	Full Circle Hardware Set	38" - 46"H - 3/4" Diameter Shaft	Bright Zinc



Full Circle Hardware Set/ Independently Rotating

Part #	Description	Dimensions	Finish
RV6072-04-52	2 Shelf Full Circle Hardware Set	1" Diameter Shaft (26 mm)	Chrome
RV6073-04-536	3 Shelf Full Circle Hardware Set	38" - 46"H - 1" Diameter Shaft	Chrome



Maverick Hardware

Hardware

Section D-1: Rev-A-Shelf

Hardware Components

6272/6265/6360/6120/6942 Series

Rev-A-Shelf Hardware Kits for wood or melamine custom shelving are tested to meet and exceed BHMA Class-1 specifications of 20 lb. per square foot at 100,000 cycles. Our hardware and hardware components allow maximum flexibility, strength and aesthetic value for all custom applications.



Independently Rotating Centering Hardware (2 shelf)

<u>Part #</u>	<u>Description</u>	<u>Dimensions</u>	<u>Finish</u>
RV6272-04-52	2 Shelf Hardware Set	26" - 32" I.C.H. 1" Diameter Shaft	Chrome

Utility Cabinet Centering Hardware (5 shelf)

<u>Part #</u>	<u>Description</u>	<u>Dimensions</u>	<u>Finish</u>
RV6265-04-52	5 Shelf Hardware Set	56" - 62" I.C.H. 1" Diameter Shaft	Chrome

Custom Shaft Extensions (1" Diameter)

<u>Part #</u>	<u>Description</u>	<u>Dimensions</u>	<u>Finish</u>
RV6360-05-7008-26-52	Shaft Extension	70 1/2" Shaft 1" Diameter	Chrome
RV6370-96-7008-26-52	1" Center Shaft Extension	1" Diameter Shaft	Chrome
RV6470-96-4008-26-52	1" Center Shaft Extension	1" x 40 1/2" Shaft	Chrome

Pie Cut Hardware for Wood Shelves (24" or larger - custom trays)

<u>Part #</u>	<u>Description</u>	<u>Finish</u>
RV6940-04-28-52	Hardware Set with Metal Shelf Supports	Bright Zinc/ Chrome
RV6940-04-28P-52	Hardware Set with Polymer Shelf Supports	Bright Zinc/ Chrome

Pie Cut Hardware for Wood Shelves (24" or larger)

<u>Part #</u>	<u>Description</u>	<u>Finish</u>
RV6940-04-28-4	Hardware Set with Shelf Supports	Bright Zinc/ Chrome
RV6940-04-28P-4	Hardware Set with Polymer Shelf Supports	Bright Zinc/ Chrome

Center Shaft & Post Hardware for RAS Polymer Shelves

<u>Part #</u>	<u>Description</u>	<u>Finish</u>
RV6942-04-28-52	Pie-Cut Center Shaft & Pivot Hardware	Bright Zinc/ Chrome

Shelf Supports for Pie Cut Hardware for Wood Shelves

<u>Part #</u>	<u>Description</u>	<u>Finish</u>
RV6950-07-52	Shelf Supports	Metal
RV6950-07P-52	Shelf Supports	Polymer



Hardware

Hardware Components

Single Tray Hardware Set

<u>Part #</u>	<u>Description</u>	<u>Dimensions</u>	<u>Finish</u>
RVBM1-VL-04-52	Value Line Single Tray Bottom Mount Post	4" (102 mm) Shaft	Zinc Coated
RVBM1-VL-4-SHUB-12	Bottom Mount Hardware w/Wall Hub	4" (102 mm) Shaft	Zinc Coated
RVBM1-VL-4-LHUB-12	Bottom Mount Hardware w/Base Hub	4" (102 mm) Shaft	Zinc Coated
RVBM1-04-52	Single Tray Bottom Mount Post	4" (102 mm) Shaft	Zinc Coated
RV4BM1-04-52	Wood Single Tray Bottom Mount Post	4" (102 mm) Shaft	Zinc Coated



Lazy Susan Bearing with Stop

<u>Part #</u>	<u>Description</u>	<u>Dimensions</u>	<u>Finish</u>
RV4BS-7-8	Lazy Susan Bearing with Stop	7" Diameter Swivel	Aluminum
RV4BS-10-8	Lazy Susan Bearing with Stop	10" Diameter Swivel	Aluminum

Lazy Susan Bearing without Stop

<u>Part #</u>	<u>Description</u>	<u>Dimensions</u>	<u>Finish</u>
RV4B-7-8	Lazy Susan Bearing	7" Diameter Swivel	Aluminum
RV4B-10-8	Lazy Susan Bearing	10" Diameter Swivel	Aluminum



2 Shelf Lazy Susan Post Hardware

<u>Part #</u>	<u>Description</u>	<u>Dimensions</u>	<u>Finish</u>
RVBM1-VL-18-52	Value Line Two Tray Bottom Mount Post	18" (457 mm) Shaft	Zinc Coated
RVBM1-VL-18-SHUB-6	Bottom Mount Hardware w/Wall Hub	18" (457 mm) Shaft	Zinc Coated
RVBM1-VL-18-LHUB-6	Bottom Mount Hardware w/Base Hub	18" (457 mm) Shaft	Zinc Coated
RVBM1-18-52	Two Tray Bottom Mount Post	18" (457 mm) Shaft	Zinc Coated
RV4BM1-18-52	Wood Two Tray Bottom Mount Post	18" (457 mm) Shaft	Zinc Coated
RV4HDBM2-04-52	Heavy-Duty Two Tray Bottom Mount Post	15" (381 mm) Shaft	Almond Powder Coated



Hardware Components

Half Moon Hardware Kit

<u>Part #</u>	<u>Description</u>	<u>Dimensions</u>	<u>Finish</u>
RV6841-04-52	Single Rev-A-Tray Hardware Kit	---	Metal
RV6842-04-570	2 Shelf Hardware Kit without Slides	---	Metal
RV6882-1008-04-52	Extension Slide Kit	10 1/2" Extension	Metal
RV6882-04-52	2 Shelf Hardware Kit with Slides	---	Metal



Maverick Hardware

Hardware

Hardware Components

JPE Series



Rev-A-Shelf custom molds many component parts for the cabinet furniture and many other industries. Rev-A-Shelf utilizes high quality engineering grade polymer materials such as ABS for their shelf clips.

1/4" Boss Polymer Locking Shelf Clips

<u>Part #</u>	<u>Description</u>	<u>Dimensions</u>	<u>Finish</u>
RVJPE 301-12-010-1	Shelf Locking Clip	1/2"	White
RVJPE 301-34-010-1	Shelf Locking Clip	3/4"	White
RVJPE 301-58-010-1	Shelf Locking Clip	5/8"	White
RVJPE 301-12-013-1	Shelf Locking Clip	1/2"	Almond
RVJPE 301-34-013-1	Shelf Locking Clip	3/4"	Almond
RVJPE 301-58-013-1	Shelf Locking Clip	5/8"	Almond
RVJPE 301-12-020-1	Shelf Locking Clip	1/2"	Clear
RVJPE 301-34-020-1	Shelf Locking Clip	3/4"	Clear
RVJPE 301-58-020-1	Shelf Locking Clip	5/8"	Clear



RAS Series - 5mm Boss Polymer Locking Shelf Clips

<u>Part #</u>	<u>Description</u>	<u>Dimensions</u>	<u>Finish</u>
RVRAS 305-12-010-1	Shelf Locking Clip	1/2"	White
RVRAS 305-34-010-1	Shelf Locking Clip	3/4"	White
RVRAS 305-58-010-1	Shelf Locking Clip	5/8"	White
RVRAS 305-12-013-1	Shelf Locking Clip	1/2"	Almond
RVRAS 305-34-013-1	Shelf Locking Clip	3/4"	Almond
RVRAS 305-58-013-1	Shelf Locking Clip	5/8"	Almond
RVRAS 305-12-020-1	Shelf Locking Clip	1/2"	Clear
RVRAS 305-34-020-1	Shelf Locking Clip	3/4"	Clear
RVRAS 305-58-020-1	Shelf Locking Clip	5/8"	Clear