

Section O-1: Screws

Screws

Section O-1: Screws

Maverick Hardware

Guide - Finish

Section O-1: Screws

Wood Fastener Guide

Types of Screw Heads:

Flat Head	Flat top surface with a countersunk bearing surface
Pan Head	Flat bearing surface, a semi-elliptical top surface and cylindrical side surface.
Truss Head	Low profile semi-elliptical top surface with flat bearing surface
Oval Head	Slightly rounded top surface with a countersunk bearing surface
Round Washer	Built in washer provides a larger bearing surface
Fillister Head	Serrations under head to lock into frame
Modified Truss	Low head profile, larger load bearing surface
Undercut	Head designed to seat properly in undersized countersink holes

Types of Recesses:

Phillips	Most common recess used in woodworking
Phillips Slot	Available with standard and metric machine screws
Robertson® Square	Increasing in popularity due to more positive holding while driving
Recex®	Square Phillips combination drive allows positive driving
Pozidrive	Available in Euro screws
Slot	Not commonly used by professional woodworkers

Types of Threads:

Deep Thread	Single lead with a wider, deeper thread for use in softer woods and man made boards
Twin Fast	Double lead thread for use in hardwood and tough applications
Tapping Type A	Standard single lead thread and commonly used with pan, oval, truss and short length flat heads
Machine Screws	Standard and metric thread for knobs, pull nad metal parts

Types of Screw Points:

Sharp Point	Available with twin fast and deep thread screws (30°-35°)
Type A Point	A gimlet point and normally available with tapping screws
Type 17 Point	A special sharp fluted point to enhance wood penetration
Type B Point	A blunt point available with machine, euro and firmit screws

Major Thread & Head Diameter (Gauge)

Approximate size for twin fast and deep thread flat head screws



Guide

Position		B = Bulk	C = 100 pc pack
1	Package Code	M = 1,000 pc pack	L = 5,000 pc pack
		P = Poly Bagged	D = 500 pc pack
		F = Flat Head	H = Hex Head
2	Head Description	L = Fillister Head	O = Oval Head
		P = Pan Head	V = Trim Head
		T = Truss Head	W = Washer Head
		X = Phillips	S = Robertson®
3	Recess Type	P = Pozi	Square
		R = Recex®	C = Combination
		P = Deep Thread	F = Fine Thread
		B = Breakway	M = Machine Screw
4	Thread Type	E = Euro Screw	H = HiLo
		**A = Twinfast, Type A Tapping Screw	
		Example:	
5	Gauge & Size	08114 = #8 x 1 1/4"	
		10300 = #10 x 3"	
		R = Regular	S = Type 17
6	Virations	N = Nibs	D = Drill Point
		H = Hole for cover cap	
7	Recess Size	1 = #1 2 = #2 3 = #3	
		E = Antique English	R = Bright Brass
8	Finish Code	F = Black	Z = Zinc
		N = Nickel	S = Stat Bronze
		Y = Yellow Zinc	C = White
		G = Green Zinc	D = Sand
		L = Lubrizided®	J = Stainless
			O = Gray Outdoor

Maverick Hardware

Euro Screws

Euro Screws (Conformat Screws) Pozi Flat w/Hole Nibs & Sharp Point Zinc

Features

- Euro screws for European Drawer Slide attachment in 32mm line bore pattern systems
- Connecting Screws-industrial-strength furniture fasteners, designed to ensure a tight fitting joint between panels, greater “pull-out” resistance, & superior holding power



<u>Part #</u>	<u>Size</u>	<u>Description</u>	<u>Quantity</u>
SCPOZI5.50-ZNS	5 x 50mm	Pozi w/point, nibs, hole	4000
SCPOZI7.50-ZNS	7 x 50mm	Pozi w/point, nibs, hole	2000

Euro Screws

Phillips Euro Screws

<u>Part #</u>	<u>Size</u>
SCEP10	6.3 x 10mm
SCEP11.5	6.3 x 11.5mm
SCEP13	6.3 x 13mm
SCEP14.5	6.3 x 14.5mm



Euro Screws

Flat Head Pozi Drive Euro Screws

Features

- Drawer slides in European style cabinets
- Euro screws available in nickel finish
- The aggressive deep thread design insures maximum holding power in MDF and particle board as well as hardwoods
- 7.2mm head diameter for 5mm holes BLUM® compatible



<u>Part #</u>	<u>Size</u>	<u>Finish</u>	<u>Case</u>
SCEPZ10	5 x 10mm	Nickel	5M/box
SCEPZ11.5	5 x 11.5mm	Nickel	5M/box
SCEPZ13	5 x 13mm	Nickel	5M/box
SCEPZ14.5	5 x 14.5mm	Nickel	5M/box
SCEPZ20	5 x 20mm	Nickel	1M/box
SCEPZ25	5 x 25mm	Nickel	1M/box
SCEPZ30	5 x 30mm	Nickel	1M/box

Euro Screws

Square Drive Euro

<u>Part #</u>	<u>Size</u>
SCES10	5 x 10 mm
SCES11.5	5 X 11.5mm



Face Frame Screws

Face Frame Screws

Type 17 Auger Point - Designed for face frame & pocket hole assembly

<u>Part #</u>	<u>Qty</u>	<u>Description</u>	<u>Thread</u>
SCFFCH-CT7.1	1000	#7 x 1" SQ-PN	Coarse
SCFFCH-CT7.1-10M	10000	#7 x 1" SQ-PN	Coarse
SCFFCH-CT7.112	1000	#7 x 1-1/2" SQ-PN	Coarse
SCFFCH-CT7.112-7M	7000	#7 x 1-1/2" SQ-PN	Coarse
SCFFCH-CT7.114	1000	#7 x 1-1/4" SQ-PN	Coarse
SCFFCH-CT7.114-8M	8000	#7 x 1-1/4" SQ-PN	Coarse

Coarse



<u>Part #</u>	<u>Qty</u>	<u>Description</u>	<u>Thread</u>
SCFFCH-DA6.112	1000	#6 x 1-1/2" SQ-PN	Fine Double Auger
SCFFCH-DA6.112-7M	7000	#6 x 1-1/2" SQ-PN	Fine Double Auger
SCFFCH-DA6.114	1000	#6 x 1-1/4" SQ-PN	Fine Double Auger
SCFFCH-DA6.114-8M	8000	#6 x 1-1/4" SQ-PN	Fine Double Auger

Fine Dbl Auger



<u>Part #</u>	<u>Qty</u>	<u>Description</u>	<u>Thread</u>
SCFFCH-FT6.1	1000	#6 x 1" SQ-PN	Fine
SCFFCH-FT6.112	1000	#6 x 1-1/2" SQ-PN	Fine
SCFFCH-FT6.112-7M	7000	#6 x 1-1/2" SQ-PN	Fine
SCFFCH-FT6.114	1000	#6 x 1-1/4" SQ-PN	Fine
SCFFCH-FT6.114-8M	8000	#6 x 1-1/4" SQ-PN	Fine

Fine



<u>Part #</u>	<u>Qty</u>	<u>Description</u>	<u>Thread</u>
SCFFCH-HL7.112	1000	#7 x 1-1/2" SQ-PN	Hi-Lo
SCFFCH-HL7.112-7M	7000	#7 x 1-1/2" SQ-PN	Hi-Lo
SCFFCH-HL7.114	1000	#7 x 1-1/4" SQ-PN	Hi-Lo
SCFFCH-HL7.114-8M	8000	#7 x 1-1/4" SQ-PN	Hi-Lo

Hi-Lo



<u>Part #</u>	<u>Qty</u>	<u>Description</u>	<u>Thread</u>
SCFFRWH-CT8.1	1000	#8 x 1" SQ-RWH	Coarse
SCFFRWH-CT8.112	1000	#8 x 1-1/2" SQ-RWH	Coarse
SCFFRWH-CT8.112-7M	7000	#8 x 1-1/2" SQ-RWH	Coarse
SCFFRWH-CT8.114	1000	#8 x 1-1/4" SQ-RWH	Coarse
SCFFRWH-CT8.114-8W	8000	#8 x 1-1/4" SQ-RWH	Coarse

Coarse



<u>Part #</u>	<u>Qty</u>	<u>Description</u>	<u>Thread</u>
SCFFRWH-FT7.112	1000	#7 x 1-1/2" SQ-RWH	Fine
SCFFRWH-FT7.112-6M	6000	#7 x 1-1/2" SQ-RWH	Fine
SCFFRWH-FT7.114	1000	#7 x 1-1/2" SQ-RWH	Fine
SCFFRWH-FT7.114-8M	8000	#7 x 1-1/2" SQ-RWH	Fine

Fine



Maverick Hardware

Face Frame & Pocket Screws

Section O-1: Screws

Face Frame/ Pocket Screws

Pan Head / Phillips Recess Drive

Features

- Fine Thread / Type 17 Point
- Fine thread provides easy driving and maximum strength in hardwoods



<u>Part #</u>	<u>Size</u>	<u>Finish</u>	<u>Case Qty</u>
SCFFP6.114-10M	6 x 1 1/4"	Black	10M/case
SCFFP6.114	6 x 1 1/4"	Black	1M/box
SCFFP6.112-7M	6 x 1 1/2"	Black	7M/case
SCFFP6.112	6 x 1-1/2"	Black	1M/box

Face Frame/ Pocket Screws

Pan Head / Square Recess Drive

Features

- Deep Waxed Thread Type 17 Point
- Deep waxed thread offers easy driving and maximum hold in softwoods and man made materials



<u>Part #</u>	<u>Size</u>	<u>Finish</u>	<u>Case Qty</u>
SCFFS7.114-9M	7 x 1 1/4"	Black	9M/case
SCFFS7.114	7 x 1 1/4"	Black	1M/box
SCFFS7.112-6M	7 x 1 1/2"	Black	6M/case
SCFFS7.112	7 x 1 1/2"	Black	1M/box

Face Frame/ Pocket Screws

Pan Head / Square Recess Drive

Features

- Fine Thread Type 17 Points
- Fine thread provides easy driving and maximum strength in hardwoods
- Square recess drive insures "slip proof" driving no camouts



<u>Part #</u>	<u>Size</u>	<u>Finish</u>	<u>Case Qty</u>
SCFFS6.114-10M	6 x 1-1/4"	Black	10/case
SCFFS6.114	6 x 1-1/4"	Black	1M/box
SCFFS6.112-8.5M	6 x 1-1/2"	Black	8.5M/case
SCFFS6.112	6 x 1-1/2"	Black	1M/box

Undercut Screws

Specialty Screws for Hinges & Hardware

The under cut #6 flat head sits flush in the recessed hole & doesn't penetrate into the wood



<u>Part #</u>	<u>Size</u>	<u>Description</u>
SCFHPU6.58-N-1M	6 x 5/8"	Flat Head Undercut Zinc
SCFHPU6.34-N-1M	6 x 3/4"	Flat Head Undercut Zinc

Flat Head Screws

Flat Head Phillips Deep Thread Screws

Features

- Smaller sizes for attaching hardware parts to particleboard and softwoods
- Extra deep Phillips recess to help minimize bit slippage
- Larger sizes – cabinet construction, furniture assembly
- This type screw has a coarse thread design
- Longer size assembly application in particleboard and softwoods
- Longer lengths are threaded 2/3" to eliminate cross threading.

<u>Part #</u>	<u>Size</u>	<u>Finish</u>	<u>Case Qty</u>
SCFHP4.12-B	4 x 1/2"	Bright Brass	1M/box
SCFHP4.12-Z	4 x 1/2"	Zinc	1M/box
SCFHP4.58-B	4 x 5/8"	Bright Brass	1M/box
SCFHP4.58-Z	4 x 5/8"	Zinc	1M/box
SCFHP5.12-AB	5 x 1/2"	Antique English	1M/box
SCFHP5.12-B	5 x 1/2"	Bright Brass	1M/box
SCFHP5.12-N	5 x 1/2"	Nickel	1M/box
SCFHP5.58-AB	5 x 5/8"	Antique English	1M/box
SCFHP5.58-B	5 x 5/8"	Bright Brass	1M/box
SCFHP5.58-N	5 x 5/8"	Nickel	1M/box
SCFHP6.12-AB	6 x 1/2"	Antique English	1M/box
SCFHP6.12-B	6 x 1/2"	Bright Brass	1M/box
SCFHP6.12-N-1C	6 x 1/2"	Nickel	100 pieces
SCFHP6.12-N-1M	6 x 1/2"	Nickel	1M/box
SCFHP6.12-N-38M	6 x 1/2"	Nickel	38M/box
SCFHP6.12-N-5C	6 x 1/2"	Nickel	500 pieces
SCFHP6.12-N-5M	6 x 1/2"	Nickel	5M/box
SCFHP6.34-N-1C	6 x 3/4"	Nickel	100 pieces
SCFHP6.34-N-1M	6 x 3/4"	Nickel	1M/box
SCFHP6.34-N-24M	6 x 3/4"	Nickel	24M/box
SCFHP6.34-N-5M	6 x 3/4"	Nickel	5M/box
SCFHP6.1-N	6 x 1"	Nickel	1M/box
SCFHP6.1-N-13M	6 x 1"	Nickel	13M/box
SCFHP6.58-AB	6 x 5/8"	Antique English	1M/box
SCFHP6.58-B	6 x 5/8"	Bright Brass	1M/box
SCFHP6.58-BK	6 x 5/8"	Black	1M/box
SCFHP6.58-W	6 x 5/8"	White	1M/box
SCFHP6.58-N-1C	6 x 5/8"	Nickel	100 pieces
SCFHP6.58-N-1M	6 x 5/8"	Nickel	1M/box
SCFHP6.58-N-30M	6 x 5/8"	Nickel	30M/box
SCFHP6.58-N-5M	6 x 5/8"	Nickel	5M/box
SCFHP7.34-N	7 x 3/4"	Nickel	1M/box
SCFHP7.58-N	7 x 5/8"	Nickel	1M/box
SCFHP7.58-N-24M	7 x 5/8"	Nickel	24M/box
SCFHP8.34-Z	8 x 3/4"	Zinc	1M/box
SCFHP8.58-Z	8 x 5/8"	Zinc	1M/box



<u>Part #</u>	<u>Size</u>	<u>Finish</u>	<u>Case Qty</u>
SCFHP8.212-Z-2.5M	8 x 2 1/2"	Zinc	2.5M/box
SCFHP8.114-Z-9M	8 x 1 1/4"	Zinc	9M/box

Flat Head Square Deep Thread Screws

Features

- For attaching wood parts to particleboard and softwoods
- Maximum bit fit that helps eliminate driver bit camout
- Double lead thread starts quickly and drives faster than most single lead thread designs
- Excellent choice for hardwood fastening applications

<u>Part #</u>	<u>Size</u>	<u>Finish</u>	<u>Case Qty</u>
SCFHS6.1-N	6 x 1"	Zinc	13.5M/case
SCFHS6.12-N	6 x 1/2"	Zinc	38M/case
SCFHS6.34-N	6 x 3/4"	Zinc	24M/case
SCFHS6.58-N	6 x 5/8"	Zinc	30M/case



Maverick Hardware

Zip Drivers

Zip Drivers - Phillips

Zip Driver Flat Head Thread Screws with Nibs & Type 17 Point Phillips Recess

Features

- Self drilling and self countersinking into particleboard and softwoods
- Zip Driver flat head deep thread screws with nibs & type-17 point-phillips recess
- Extra deep phillips recess
- Self-countersinking nibs under the head that carve away the material
- Type-17 self-drilling point for deep thread design that eliminates splitting and bursting in most species of wood and man-made materials

<u>Part #</u>	<u>Size</u>	<u>Finish/Color</u>	<u>Case Qty</u>
SCIPB8.034	8 x 3/4"	Black	1M/box
SCIPB8.034-12M	8 x 3/4"	Black (bulk)	15M/case
SCIPB8.1	8 x 1"	Black	11M/box
SCIPB8.1-11M	8 x 1"	Black (bulk)	11M/case
SCIPB8.112	8 x 1 1/2"	Black	1M/box
SCIPB8.112-7M	8 x 1 1/2"	Black (bulk)	7M/case
SCIPB8.118	8 x 1 1/8"	Black (NO 17 PT/NIBS)	1M/box
SCIPB8.114	8 x 1 1/4"	Black	9M/box
SCIPB8.114-9M	8 x 1 1/4"	Black (bulk)	9M/case
SCIPB8.134	8 x 1 3/4"	Black	1M/box
SCIPB8.134-5M	8 x 1 3/4"	Black (bulk)	5/case
SCIPB8.158	8 x 1 5/8"	Black	1M/box
SCIPB8.158-5.5M	8 x 1 5/8"	Black (bulk)	5.5M/case
SCIPB8.2	8 x 2"	Black	1M/box
SCIPB8.2-4M	8 x 2"	Black (bulk)	4M/case
SCIPB8.212	8 x 2 1/2"	Black	1M/box
SCIPB8.212-2.5M	8 x 2 1/2"	Black (bulk)	2.5M/case
SCIPB8.214	8 x 2 1/4"	Black	1M/box
SCIPB8.214-3.5M	8 x 2 1/4"	Black (bulk)	3.5M/case
SCIPB8.3	8 x 3"	Black	1M/box
SCIPB8.3-2M	8 x 3"	Black (bulk)	2M/case



Zip Drivers - Square

Flat Head Deep Thread Screws with Nibs & Type 17 Point Square Recess

Features

- Self drilling and self countersinking into particleboard and softwoods
- Zip Driver flat head deep thread screws with nibs & type-17 point-square recess
- Self drilling point that pre-drills itself
- Nibs added under the head to help make this a true "one-step" fastener

<u>Part #</u>	<u>Size</u>	<u>Finish/Color</u>	<u>Case Qty</u>
SCISB8.034	8 x 3/4"	Black	1M/box
SCISB8.034-15M	8 x 3/4"	Black (bulk)	12M/case
SCISB8.1	8 x 1"	Black	1M/box
SCISB8.1-11M	8 x 1"	Black (bulk)	11M/case
SCISB8.112	8 x 1 1/2"	Black	1M/box
SCISB8.112-7M	8 x 1 1/2"	Black (bulk)	7M/case
SCISB8.114	8 x 1 1/4"	Black	1M/box
SCISB8.114-9M	8 x 1 1/4"	Black (bulk)	9M/case
SCISB8.118	8 x 1 1/8"	Black (NO 17 PT/NIBS)	9M/box
SCISB8.134	8 x 1 3/4"	Black	1M/box
SCISB8.134-4.8M	8 x 1 3/4"	Black (bulk)	4.8/case
SCISB8.158	8 x 1 5/8"	Black	1M/box
SCISB8.158-6M	8 x 1 5/8"	Black (bulk)	6M/case
SCISB8.2	8 x 2"	Black	1M/box
SCISB8.2-4M	8 x 2"	Black (bulk)	3M/case
SCISB8.212	8 x 2 1/2"	Black	1M/box
SCISB8.212-2.5M	8 x 2 1/2"	Black (bulk)	2.5M/case
SCISB8.214	8 x 2 1/4"	Black	1M/box
SCISB8.214-3.5M	8 x 2 1/4"	Black (bulk)	3.5M/case
SCISB8.3	8 x 3"	Black	1M/box
SCISB8.3-2M	8 x 3"	Black (bulk)	2M/case
SCISB10.4	10 x 4"	Black	2M/box
SCISG10.6	10 x 6"	Galvanized	5C/box




Trim Head and Drywall

Trim Head Screws

Trim Head Screws – Fine Thread Robertson® Square Recess Full Tread Sharp Point

Features

- Small head results in a smaller hole for wood filling & finishing
- Our versatile thread design holds well in wood and also works well in light gauge steel studs
- Trim heads are available in only in square (Robertson®) drive to insure optimum drivability and eliminate driver bit cam-out



<u>Part #</u>	<u>Size</u>	<u>Finish</u>	<u>Case</u>
SCTRM1.0	6 x 1"	Black	1M
SCTRM1.58	6 x 1 5/8"	Black	1M
SCTRM2.14	6 x 2 1/4"	Black	1M
SCTRM3.0	8 x 3"	Black	1M

Drywall Screws

Phillips

<u>Part #</u>	<u>Size</u>	<u>Description</u>
SDY1.0	6 x 1"	Yellow Drywall
SDY1.12	6 x 1 1/2"	Yellow Drywall
SDY1.14	6 x 1 1/4"	Yellow Drywall
SDY1.58	6 x 1 5/8"	Yellow Drywall
SDY2.0	6 x 2"	Yellow Drywall
SDY2.12	8 x 2 1/2"	Yellow Drywall
SDY3.0	8 x 3"	Yellow Drywall
SDY4.0	10 x 4"	Yellow Drywall



Maverick Hardware

Machine Screws

Section O-1: Screws

Machine Screws

Truss Head Machine Screws-Phillips / Slot Recess

Features

- For attaching decorative hardware to drawer box or door
- Machine screws are zinc plated for a finished look with no oily residue

<u>Part #</u>	<u>Size</u>	<u>Finish</u>	<u>Case Qty</u>
SCM.12	8/32 x 1/2"	Zinc	1M/box
SCM.34	8/32 x 3/4"	Zinc	1M/box
SCM.38	8/32 x 3/8"	Zinc	1M/box
SCM.58	8/32 x 5/8"	Zinc	1M/box
SCM.78	8/32 x 7/8"	Zinc	1M/box
SCM1.0	8/32 x 1"	Zinc	1M/box
SCM1.12	8/32 x 1 1/2"	Zinc	1M/box
SCM1.14	8/32 x 1 1/4"	Zinc	1M/box
SCM1.18	8/32 x 1 1/8"	Zinc	1M/box
SCM1.34	8/32 x 1 3/4"	Zinc	1M/box
SCM1.38	8/32 x 1 3/8"	Zinc	1M/box
SCM1.58	8/32 x 1 5/8"	Zinc	1M/box
SCM1.78	8/32 x 1 7/8"	Zinc	1M/box
SCM2.0	8/32 x 2"	Zinc	1M/box



Combo-Truss Machine Screws

Phillips/Slotted Breakaway

<u>Part #</u>	<u>Size</u>	<u>Description</u>
SCM-BREAK-A-WAY	8/32" X 1-3/4"	Break-a-way Machine Screw



Combo-Truss Machine Screws

Phillips/Slotted Metric

<u>Part #</u>	<u>Size</u>	<u>Description</u>
SCMM22	M4 x 22mm	Machine Screw
SCMM25	M4 x 25mm	Machine Screw
SCMM30	M4 x 30mm	Machine Screw
SCMM35	M4 x 35mm	Machine Screw
SCMM38	M4 x 38mm	Machine Screw
SCMM40	M4 x 40mm	Machine Screw
SCMM45	M4 x 45mm	Machine Screw
SCMM50	M4 x 50mm	Machine Screw



Oval Head & Pan Head Screws

Oval Head Screws

Oval Head Phillips Deep Thread Screws

Features

- For attaching exposed knuckle hinges with countersunk hole to wood
- Head countersinks like a flat head screws, the head is slightly rounded to achieve that “finished” look



<u>Part #</u>	<u>Size</u>	<u>Finish</u>	<u>Case Qty</u>
SCOHP5.58-AB	5 x 5/8"	Antique English	1M/box
SCOHP5.58-B	5 x 5/8"	Bright Brass	1M/box
SCOHP6.58-AB	6 x 5/8"	Antique English	1M/box
SCOHP6.58-B	6 x 5/8"	Bright Brass	1M/box

Pan Head Screws

Standard Pan Head

Features

- Recommended for concealed hinges, to prevent splitting when attached to the cabinet frame
- Less torque is required to drive the screws
- Less user fatigue, which can greatly decrease the potential of repetitive stress syndrome or carpal tunnel



<u>Part #</u>	<u>Size</u>	<u>Description</u>
SCPHP6.34-Z	6 x 3/4"	Pan Head Zinc

Pan Head Screws (17 Point)

Specialty Pan Head

Features

- Type 17 are recommended for concealed hinges to prevent splitting when attached to cabinet frame
- Less torque is required to drive the screws
- Reduces user fatigue which can decrease the chance of repetitive stress syndrome or carpal tunnel

Pan Head Phillips

<u>Part #</u>	<u>Size</u>	<u>Description</u>
SCPHP6.12-Z-17	6 x 1/2"	Pan Head Zinc
SCPHP6.58-AB-17	6 x 5/8"	Pan Head Ant. Brass
SCPHP6.58-B-17-YD	6 x 5/8"	Pan Head Brass (extra coarse)
SCPHP6.58-Z-17	6 x 5/8"	Pan Head Zinc
SCPHP6.58-AB-17-YD	6 x 5/8"	17pt Pan Head Antique Brass
SCPHP6.58-N-17-YD	6 x 5/8"	17pt Pan Head Nickel
SCPHP8.58-Z-17	8 x 5/8"	Pan Head Zinc
SCPHP8.34-Z-17	8 x 3/4"	Pan Head Zinc
SCPHP10.58-N-17	10 x 5/8"	Pan Head Nickel
SCPHP10.34-N-17	10 x 3/4"	Pan Head Nickel



Pan Head Square

<u>Part #</u>	<u>Size</u>	<u>Description</u>
SCPHS8.58-Z-17	8 x 5/8"	Square Pan Head Zinc
SCPHS8.34-Z-17	8 x 3/4"	Square Pan Head Zinc



Maverick Hardware

Screws

Truss

Truss Head Phillips Deep Thread Screws

<u>Part #</u>	<u>Size</u>	<u>Finish</u>	<u>Case Qty</u>
SCTRH6.12-Z	6 x 1/2"	Zinc	1M/box
SCTRH6.58-Z	6 x 5/8"	Zinc	20M/box
SCTRH8.12-Z	8 x 1 1/4"	Zinc	6M/box
SCTRH8.114-W	8 x 1/2"	White	16M/box
SCTRH8.58-Z-17	8 X 5/8"	Zinc	1M/box
SCTRH8.34-Z-17	8 X 3/4"	Zinc	1M/box



Slide Screws

Slide Modified Truss - Specialty Drawer Slide Screws

<u>Part #</u>	<u>Size</u>	<u>Qty</u>	<u>Description</u>
SCMTRH8.12-Z-1C	8 x 1/2"	100	Mod Truss, Zinc
SCMTRH8.12-Z-1M	8 x 1/2"	1000	Mod Truss, Zinc
SCMTRH8.12-Z-5M	8 x 1/2"	5000	Mod Truss, Zinc
SCMTRH8.12-Z-14M	8 x 1/2"	14,000	Mod Truss, Zinc



Slide Ball Bearing Screws

Specialty Drawer Slide Screws

Low Profile Pan Head

#6 Head and #8 Body

Zinc Coarse

<u>Part #</u>	<u>Size</u>	<u>Qty</u>	<u>Description</u>
SCTC8.716-Z-1C	8 x 7/16"	100	Zinc Coarse (KV)
SCTC8.716-Z-1M	8 x 7/16"	1000	Zinc Coarse (KV)
SCTC8.716-Z-5M	8 x 7/16"	5000	Zinc Coarse (KV)
SCTC8.716-Z-20M	8 x 7/16"	20,000	Zinc Coarse (KV)



Black and White Coarse

<u>Part #</u>	<u>Size</u>	<u>Qty</u>	<u>Description</u>
SCTC8.716-BK	8 x 7/16"	Any	Black Coarse (KV)
SCTC8.716-WH	8 x 7/16"	Any	White Coarse (KV)

Zinc Fine Coarse

<u>Part #</u>	<u>Size</u>	<u>Qty</u>	<u>Description</u>
SCTF8.716-Z-1M	8 x 7/16"	1000	Zinc Fine (KV)



Screws

Drawer Front Adjusting Screws

Modified Truss-Recex® Deep Thread Type 17 Extra Large Washer Head Screws (1/2" Thread)

Features

- Extra large washer built for increased bearing surface and maximum hole coverage
- Simply drill an oversized 5/16" hole in the drawer box
- Attach the drawer front by driving the drawer front adjusting screw through the box into the drawer front
- The oversized hole allows for adjustments to be made to the drawer front thus insuring perfect alignment



<u>Part #</u>	<u>Size</u>	<u>Finish</u>	<u>Case Qty</u>
SCMTRHS8.1-Z-17	8 x 1"	Zinc	1M/box
SCMTRHS8.112-Z-17	8 x 1 1/2"	Zinc	1M/box
SCMTRHS8.114-Z-17	8 x 1 1/4"	Zinc	1M/box
SCMTRHS8.118-Z-17	8 x 1 1/8"	Zinc	1M/box

Combo T 17 Drawer Front

<u>Part #</u>	<u>Size</u>
SCMTRH8.1-Z-17	8 x 1"
SCMTRH8.118-Z-17	8 x 1 1/8"
SCMTRH8.118-Z-17-16M	8 x 1 1/8"
SCMTRH8.114-Z-17	8 x 1 1/4"
SCMTRH8.112-Z-17	8 x 1 1/2"

PowerHead Screws

FCPHZ8.3-50

PowerHead cabinet installation screws give you options. In combination with an impact driver drill, the PowerHead Screw for Metal has been engineered with nibs to cut through your material, allowing your screw to be perfectly flush with the surface.



**For FastCap Cover Caps, see section Q-1.*

<u>Part #</u>	<u>Size</u>
FCPHZ8.1.125-200	1.125"
FCPHZ8.1.25-200	1.25"
FCPHZ8.2.5-150	2.5"
FCPHZ8.2.5-1500	2.5"
FCPHZ8.3-50	3"
FCPHZ8.3-150	3"
FCPHZ8.3-1500	3"

Maverick Hardware

Screws

Round Washer

Round Washer Head Installation Screws

<u>Part #</u>	<u>Size</u>	<u>Description</u>
SCRWH10.212-Z	10 x 2 1/2"	Zinc Round Washer
SCRWH10.212-W	10 x 2 1/2"	White Round Washer
SCRWH10.3-Z	10 x 3"	Zinc Round Washer
SCRWH10.3-W	10 x 3"	White Round Washer
SCRWH10.312-W	10 x 3 1/2"	White Round Washer

<u>Part #</u>	<u>Size</u>	<u>Description</u>
SCRWH14.212-Z	14 x 2 1/2"	Zinc Round Washer
SCRWH14.212-W	14 x 2 1/2"	White Round Washer
SCRWH14.3-Z	14 x 3"	Zinc Round Washer
SCRWH14.3-W	14 x 3"	White Round Washer



Truss Light Metal

Plated Cabinet Installation Screws for Metal Studs

Features

- Truss Head, Fine Thread & Half Thread Screws-Phillips Recess Needle Point
- Commonly used to attach cabinets to metal studs
- Needle Point – for light gauge metal studs

<u>Part #</u>	<u>Size</u>	<u>Finish</u>	<u>Case Qty</u>
SCTRH8.212-Z-DRILL	8 x 2 1/2"	Zinc	2M/box



Truss Heavy Metal

Plated Cabinet Installation Screws for Metal Studs

Features

- Truss Head, Fine Thread & Half Thread Screws-Phillips Recess Drill Point
- Commonly used to attach cabinets to metal studs
- Drill Point – for heavier gauge metal studs

<u>Part #</u>	<u>Size</u>	<u>Finish</u>	<u>Case Qty</u>
SCTRH10.212-Z-DRILL	10 x 2 1/2"	Zinc	2M/box



Painted Head Screws

Painted Cabinet Installation Screws for Wood Studs

Features

- Truss Head, Deep Thread & Half Thread Screws – Phillips Recess
- For wood applications commonly used to attached to wood studs

<u>Part #</u>	<u>Size</u>	<u>Finish</u>	<u>Case Qty</u>
SCTRH10.212-W	10 x 2 1/2"	White	500pc/box
SCTRH10.212-Z	10 x 2 1/2"	Zinc	500pc/box
SCTRH10.3-W	10 x 3"	White	500pc/box
SCTRH10.3-Z	10 x 3"	Zinc	500pc/box



Miscellaneous Screws

Finishing Cup Washers

Applications

- No 8 for #6 and #7 screws
- No 10 for #8, #9 and #10 head screws



<u>Part #</u>	<u>Size</u>	<u>Finish</u>	<u>Case Qty</u>
SCFCW08BK	No. 8	Black	1M/box
SCFCW08N	No. 8	Nickel	1M/box
SCFCW08Z	No. 8	Zinc	1M/box
SCFCW10BK	No. 10	Black	1M/box
SCFCW10Z	No. 10	Zinc	1M/box

Cap Covers 1/2" Diameter Phillips


Used for flat head screws with Phillips recess.

<u>Part #</u>	<u>Size</u>	<u>Finish</u>	<u>Case Qty</u>
SCCCP-WH	No. 2	White	1M/pc/bag

Threaded Sleeve 5mm

Perfect for connecting two panels together. Use with 5mm diameter hole. Pozidrive head. Nickel plated finish. Sleeve and bolt sold separately. 5/8" includes sleeve only. 3/4" includes sleeve and screw.

<u>Part #</u>	<u>Description</u>
FT23749307	16mm Panel Conn
FT23749407	19mm Panel Conn
FT26049507	Connecting screw



Cap Covers 15mm Conformat

Used for conformat screws with hole.

<u>Part #</u>	<u>Size</u>	<u>Finish</u>	<u>Case Qty</u>
SCCCPZ3-WH	15mm	White	1M/pc/bag

Joint Fasteners

KV516 Tite-Joint® Fastener



Features

- Designed for 3/4" wood
- Applies an even controlled pressure between joint members, eliminating twisting and buckling
- Available 6" bolt gives 2" to 5 1/2" centers
- Zinc Finish
- Center-to-center 2" to 3 1/2"
- Drill fits 1/4" and larger chuck. Drill has special shoulder to control hole depth to 5/8".


<u>Part #</u>	<u>Description</u>
KV516-1	Draw Bolt
KV516-60	Locking Sleeve
KV516-62	Tightening Rod
KV516-63	Drill Guide
KV516-64	Drill
KV516-80	Tightening Assembly



Hex head Draw Bolts Zinc

Used to join post formed counter top sections.

<u>Part #</u>	<u>Size</u>	<u>Finish</u>	<u>Case Qty</u>
SCDB	1/4 20 x 3 1/2"	Zinc	.5/ctn



Maverick Hardware

Peel and Stick

Peel and Stick Cover Caps


The finishing touch to a professional job. FastCaps are self-adhesives cover caps made of durable PVC, unfinished wood and pre-finished real wood veneers. They are available for a wide variety of applicationS from covering RTA fittings to trimming out plumbing cut outs in sink cabinets. FastCap offers 35 shapes of self-adhesive cover caps to fit your needs.



FastCap

Solid PVC Cover Caps - 20 Sheets/ Box


<u>Part #</u>	<u>Color</u>	<u>Size</u>
FC.SP.18MM.WH	White	11/16" (18mm)
FC.SP.916.AL	Almond	9/16" (14mm)
FC.SP.916.BL	Black	9/16" (14mm)
FC.SP.916.LG	Folk Gray	9/16" (14mm)
FC.SP.916.WH	White	9/16" (14mm)
FC.SP.CC.WH	White Castle Caps	-----



FastCap

Wood PVC Cover Caps - 20 Sheets/ Box


<u>Part #</u>	<u>Color</u>	<u>Size</u>
FC.WP.18MM.HM	Hardrock Maple	11/16" (18mm)
FC.WP.916.BE	Beech	9/16" (14mm)
FC.WP.916.CM	Clear Maple	9/16" (14mm)
FC.WP.916.HM	Hardrock Maple	9/16" (14mm)
FC.WP.916.RM	Red Mahogany	9/16" (14mm)



FastCap

Solid Wood Cover Caps - 20 Sheets/ Box


<u>Part #</u>	<u>Color</u>	<u>Size</u>
FC.SW.916.AD	Alder	9/16" (14mm)
FC.SW.916.CH	Cherry	9/16" (14mm)
FC.SW.916.MP	Maple	9/16" (14mm)
FC.SW.916.NB	Natural Birch	9/16" (14mm)
FC.SW.916.RO	Red Oak	9/16" (14mm)



FastCap

Prefinished Wood Cover Caps - 20 Sheets/ Box


<u>Part #</u>	<u>Color</u>	<u>Size</u>
FC.PW.916.CH	Cherry	9/16" (14mm)
FC.PW.916.MP	Maple	9/16" (14mm)



Peel and Stick

FastCap

Mini Box Cover Caps - 5 Sheets/ Box



<u>Part #</u>	<u>Description</u>	<u>Color</u>
FC.MB.916.AD	9/16", 14mm	Alder
FC.MB.916.AL	9/16", 14mm	Almond
FC.MB.916.AM	9/16", 14mm	American Maple
FC.MB.916.AS	9/16", 14mm	Ash
FC.MB.916.AW	9/16", 14mm	Antique White
FC.MB.916.BE	9/16", 14mm	Beech
FC.MB.916.BL	9/16", 14mm	Black
FC.MB.916.CH	9/16", 14mm	Cherry
FC.MB.916.CM	9/16", 14mm	Clear Maple
FC.MB.916.DG	9/16", 14mm	Fog Grey
FC.MB.916.DM	9/16", 14mm	Drk Red Mahogany
FC.MB.916.FC	9/16", 14mm	Fuji Cherry
FC.MB.916.GO	9/16", 14mm	Golden Oak
FC.MB.916.HC	9/16", 14mm	Hickory
FC.MB.916.HM	9/16", 14mm	Hardrock Maple
FC.MB.916.LG	9/16", 14mm	Folk Gray
FC.MB.916.LO	9/16", 14mm	Light Oak
FC.MB.916.LM	9/16", 14mm	Light Maple
FC.MB.916.MG	9/16", 14mm	Mahogany
FC.MB.916.MM	9/16", 14mm	Manitoba Maple
FC.MB.916.MP	9/16", 14mm	Maple
FC.MB.916.NB	9/16", 14mm	Natural Birch
FC.MB.916.NC	9/16", 14mm	Natural Cherry
FC.MB.916.NO	9/16", 14mm	Natural Oak
FC.MB.916.PAD	9/16", 14mm	Prefinish Alder
FC.MB.916.PCH	9/16", 14mm	Prefinish Cherry
FC.MB.916.PMP	9/16", 14mm	Prefinish Maple
FC.MB.916.PRO	9/16", 14mm	Prefinish Red Oak
FC.MB.916.PWB	9/16", 14mm	Prefinish Birch
FC.MB.916.RO	9/16", 14mm	Red Oak
FC.MB.916.SC	9/16", 14mm	Select Cherry
FC.MB.916.VF	9/16", 14mm	VG Fir
FC.MB.916.WA	9/16", 14mm	Walnut
FC.MB.916.WB	9/16", 14mm	White Birch
FC.MB.916.WH	9/16", 14mm	White
FC.MB.916.WO	9/16", 14mm	White Oak

<u>Part #</u>	<u>Description</u>	<u>Size</u>
FC.MB.1".WH	PVC White	1"
FC.MB.1-5/8.WH	PVC White Dots	1-5/8"
FC.MB.2-1/4.WH	PVC White Dots	2-1/4"
FC.MB.3-1/2.WH	PVC White Dots	3-1/2"
FC.MB.3.WH	PVC White Dots	3"